

2023

Greek Tiger



A GUIDE TO LSU
FRATERNITIES AND
SORORITIES

LSU

Sanctuary Home & Gifts

Baton Rouge, Louisiana

Bid Day week and during initiation
(some restrictions apply. See our website for details)



gifts as unique as every pledge!



HIGHLAND AT KENILWORTH

225-757-0927

SANCTUARYHOMEANDGIFTS.COM

TABLE OF CONTENTS

- 01 WELCOME
- 02 GREEK LIFE STAFF
- 03 COMMUNITY AT A GLANCE
- 04 IT'S ALL GREEK TO ME
- 06 BROTHERHOOD & SISTERHOOD
- 07 SCHOLARSHIP & LEARNING
- 08 PHILANTHROPY & SERVICE
- 09 HEALTH & SAFETY
- 10 LEADERSHIP & INVOLVEMENT
- 13 RECRUITMENT & INTAKE
- 14 INTERFRATERNITY COUNCIL & CHAPTERS
- 25 NATIONAL PAN-HELLENIC COUNCIL & CHAPTERS
- 31 PANHELLENIC COUNCIL & CHAPTERS
- 42 WHY GEAUX GREEK
- 43 PARENTS & FAMILIES
- 44 JOIN OUR NEWEST FRATERNITY

GREETINGS FUTURE TIGERS

WELCOME TO LSU

Congratulations and welcome to LSU! This is an exciting time for new beginnings, new experiences, and new opportunities! You will begin your journey at LSU by learning about all of the opportunities to get involved, make friends and find those experiences you are looking for in college. We invite you to explore the amazing possibilities you can find by joining the fraternity and sorority community at LSU. With over 6,000 members representing 36 fraternities and sororities, joining the Greek Life community can be a life-changing experience for any student and is for so many!

The core values of the Greek Life community focus on brotherhood & sisterhood, leadership & involvement, philanthropy & service and health & safety. Through education, member development, a commitment to growth, fraternity and sorority members are dedicated to being the best versions of themselves. The Greek community at LSU represents an outstanding group of students who are dedicated creating an inclusive, safe and fun experience for its' members.

Our fraternities and sororities are looking for members who will contribute to their organization, the campus, and the community through these values. The expectations are high, and both the individual fraternities, sororities and the University, work together to keep the LSU Greek community safe through education, advocacy and accountability.

We believe that being members of the Greek community contributes value to the college experience and helps our members develop into who they want to become. We know that by joining, you will look back on your time at LSU and never forget the impact this community played in your college experience.

Geaux Greek & Geaux Tigers!

This LSU guide to Fraternities and Sororities will provide you all of the information you need to know about our community values, ways to grow your leadership skills, how you can serve the community and most importantly, how you can join this brotherhood and sisterhood!

Better in Letters

GREEK LIFE STAFF

LSU Greek Life is fortunate to have dedicated professional staff that provides support, advocacy, leadership development, program and event planning support, and council and chapter advising. You'll find our team anywhere students are learning and growing—from advising leaders to facilitating educational workshops or hosting community events, we put the growth and safety of members at the forefront of everything we do.



SHAWNNA EBERHARD-SMITH

Director of Greek Life
Alpha Chi Omega

A MESSAGE FROM OUR DIRECTOR

"The LSU Greek Community is incredibly special. I knew that before making the decision to serve the community as the Director. I always love when it is time for recruitment and intake because it means more students are going to join the community and that means more students will understand how powerful it is to connect with others who value the same things as you, how inspiring it is to participate in service, and how impactful this experience is on a student's collegiate years. Our Greek Life team is here to support all fraternity and sorority Tigers and we cannot wait for you to join!"



BETH NEWELL

Associate Director
Kappa Delta



BERYL LANGDON

Senior Coordinator
Alpha Kappa Alpha
Sorority, Inc.



BILL WEISENHORN

Coordinator
Zeta Psi



ALLY KELLER

Coordinator
Phi Mu



ELLIE CAHILL

Coordinator
Kappa Kappa Gamma



TAIJAH GROWE

Graduate Assistant
Delta Sigma Theta Sorority, Inc.

COMMUNITY AT A GLANCE

A PLACE FOR EVERY TIGER

Fraternities and sororities are founded upon values of friendship, leadership, and service; and the LSU Greek community continues to offer immersive experiences for centuries doing just that. LSU Greek Life has existed for over 150 years and during that time, tens of thousands of members have found incredible brotherhood and sisterhood, graduated with honors, contributed to serving the local community, and found their home away from home while in college.

Our community is fierce and inclusive, and our members care deeply about each other. We believe any student who joins will discover a community that encourages growth, supports academic success, and provides so much fun with brothers and sisters!

3 GOVERNING COUNCILS

INTERFRATERNITY COUNCIL

16 Chapters

14 Houses
on the Row

PANHELLENIC COUNCIL

14 Chapters

12 Houses
on the Row

NATIONAL PAN-HELLENIC COUNCIL

6 Chapters

1 vacant House
on the Row

LIFE IN THE HOUSE

Students living on campus must have an LSU meal plan. Housed fraternities and sororities offer new members the opportunity to eat at the chapter house. Within the first week of joining, you will have the option to alter your Tiger 12 meal plan to the Greek 8 meal plan.

It is important to note that a fraternity/sorority may not require a new member to eat all meals at the house unless this expectation is communicated during the recruitment process. Guidelines for living in a fraternity vary from chapter to chapter. First-year students may not live in the house.

IT'S ALL GREEK TO ME

TERMS TO KNOW



ACTIVE

An undergraduate who has been initiated into life-long membership

ALUMNI

Greek members who are college graduates

ALUMNA

Sorority member who is no longer in college; plural is alumnae

BADGE

The pin of an initiated member; each badge is unique to its chapter and used organization-wide

BID

An invitation to a potential member to join a sorority or fraternity; no bid (written or oral) may be extended during formal recruitment except through Panhellenic/Interfraternity Council; a bid issued in any other manner is not binding and is considered invalid

CHAPTER

The name applied to the local organization of a national fraternity or sorority

CITY PANHELLENIC

The cooperative community organization of alumnae members of NPC sororities

COLLEGE PANHELLENIC

The cooperative campus organization of collegiate members of NPC sororities

CONTINUOUS OPEN BIDDING (COB)

An opportunity for chapters that do not reach quota during primary recruitment to bid to quota and/or for chapters that are not at total to bid to total; the COB process is informal and not all chapters will participate in COB

EVENT/ROUND

A structured recruitment event, usually repeated several times during formal recruitment

EXCHANGE

A social activity involving two or more organizations

FORMAL RECRUITMENT

A designated membership recruitment time period during which a series of organized activities are held by each sorority and fraternity; governed by PHC/IFC

GAMMA CHI

PHC undergraduate recruitment advisor for female potential members

INITIATION

A ritual ceremony through which new members learn the full meaning of their Greek organization

IFC

Interfraternity Council - the governing body of the IFC fraternity system

INTAKE

The period of education before initiation when NPHC new members learn the history and traditions of the organization

INTEREST MEETING

Meeting for prospective members to receive information about and meet members of an NPHC organization

LEGACY

Usually a potential member who is the sibling, child, or grandchild of an active member or an alumni of a Greek organization

LINE(SHIP)

A group of new members in a specific NPHC chapter, in a specific semester

MEMBERSHIP SELECTION

The right of each sorority and fraternity to select their own members

NEOPHYTE

New member of an NPHC organization; also called a "Neo"

NEW/ASSOCIATE MEMBER

A student who has accepted the bid or invitation for membership in a Greek organization but has not been initiated

NIC

North American Interfraternity Conference; a national confederation of 64 men's fraternities

NPC

National Panhellenic Conference; the conference body of the 26 women's sororities established in 1902 to support the collegiate and alumnae chapters of the NPC member groups

NPHC

National Pan-Hellenic Council; the national governing body for the nine historically African American sororities and fraternities

NPHC NEW MEMBER PRESENTATION

An event where newly initiated members of an NPHC group perform step routines and reveal themselves to the public after their intake period

PHC

Panhellenic Council; the governing body of the sorority system

POTENTIAL MEMBER (PM)

A student who is interested in becoming a member of an IFC or PHC Greek organization and has registered for the formal recruitment process

PREFERENCE

the final round of IFC and PHC formal recruitment events

PROPHYTE

An older member of an NPHC organization

QUOTA

The number of women each NPC sorority may offer membership during formal recruitment (number varies each year)

RHO ALPHA

IFC undergraduate Recruitment Advisor for male potential new members

RELEASE

A PM is released from the PHC recruitment process when she no longer has invitations to sorority events or chooses to not accept the invitation she receives

RECOMMENDATION

a letter written by alumnae members of sororities recommending a potential member for membership

RECRUITMENT COUNSELOR

A collegiate Panhellenic representative who is not in contact with her own chapter during recruitment and is available to guide potential new members through the recruitment process; also called Gamma Chi

SINGLE INTENTIONAL

PREFERENCE

When a potential member only lists one NPC sorority on her preference card when she has several options for membership

SILENCE

The period of time during the NPC formal recruitment process when there is no communication between NPC potential members and sorority members

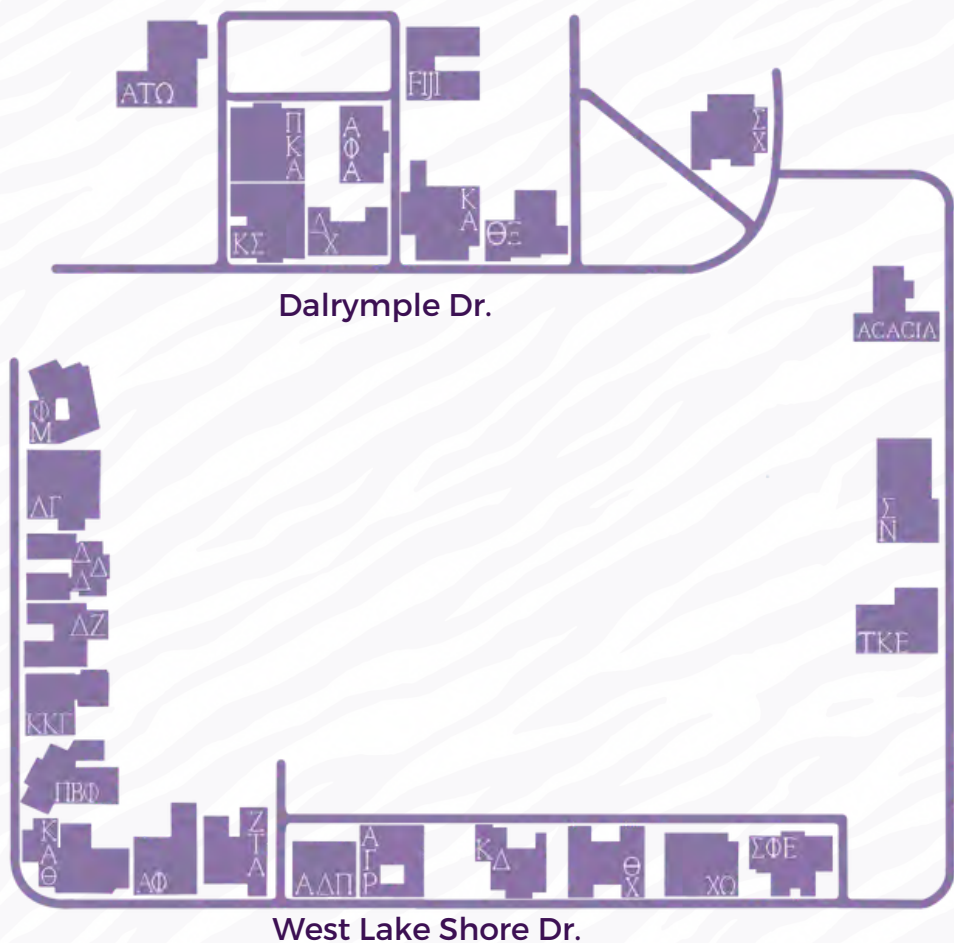
STEPPING/STEPSHOW

A tradition of NPHC organizations where routines are performed

TOTAL

The maximum allowable PHC chapter size on a campus, as determined by the College Panhellenic that includes both new and initiated members; chapters that fall under total are allowed to participate in continuous open bidding until they reach total

GREEK HOUSES MAP



GREEK LETTERS

Α	alpha	Ν	nu
Β	beta	Ξ	xi
Γ	gamma	Ο	omicron
Δ	delta	Π	pi
Ε	epsilon	Ρ	rho
Ζ	zeta	Σ	sigma
Η	eta	Τ	tau
Θ	theta	Υ	upsilon
Ι	iota	Φ	phi
Κ	kappa	Χ	chi
Λ	lambda	Ψ	psi
Μ	mu	Ω	omega

BROTHERHOOD AND SISTERHOOD

FRIENDSHIPS TO LAST A LIFETIME

A fraternity or sorority is the bond of brotherhood and sisterhood. There is a sense of Greek camaraderie and friendship among members of each chapter, as well as a feeling of Greek unity on campus.

The recruitment and intake processes introduce students to individuals who come together to share common interests and form a cohesive group. It is often said, "Friendships developed in college will last a lifetime."

Affiliation in a Fraternity or Sorority is an experience that one never forgets. Students find that members of their chapter have similar goals, values, and ideals. Having these things in common with one's fellow chapter members provides a sense of acceptance & belonging. Brothers and sisters will be there to share the college experience and will stay close both during and after college.

"To Zeta Tau Alpha, sisterhood means always offering a helping hand when a sister is in need. I have never felt so much support from a group as I have in ZTA. Even on your worst day, you are enough and will always feel loved in supported here. I never thought I would come to LSU, and being from Texas and 8 hours away from home, I knew I had to branch out and go through recruitment. I was so nervous, but once I met the girls in ZTA, I felt so welcomed. When you rush, you hear so many times to trust the process. While this is cheesy, it is so true. Everyone here is continuously looking to make the sorority and college experience memorable and fun. Without them, my college and sorority experience would have gone very differently. The best decision I could have made was to go through recruitment and go ZTA. I am so thankful to be a part of an organization that values its members and creates such a welcoming environment for all members."

Emma Trigg
ZTA Chapter President



SCHOLARSHIP AND LEARNING



LET'S GET THAT DEGREE

The purpose of college is to advance one's education and earn a degree. Greek-lettered organizations are committed to their fraternity and sorority value of academic achievement.

Providing an atmosphere that fosters members' academic self-responsibility and accountability is of utmost importance.

Many chapters assist new members in developing strong study habits and time management skills, making the adjustment to college easier. Fraternity and sorority members are represented in various academic honor societies including Omicron Delta Kappa, Phi Kappa Phi, Phi Beta Kappa, Alpha Lambda Delta, Phi Eta Sigma, Gamma Beta Phi, and Order of Omega.

COUNCIL SPECIFICS

IFC

Requires a 2.5 GPA to join a fraternity and some fraternities may have a higher requirement to join and/or to maintain membership.

NPHC

Requires at least 12-15 credit hours of completed college course work and a 2.5 GPA.

PHC

Panhellenic Council may not establish a grade point average for sorority recruitment. PHC sororities make membership selection decisions based on high school/college GPA. Typically—but not always—sororities require at least a 3.0 high school GPA and a 3.0 college GPA. In some rare instances exceptions are made.

CHAPTERS ABOVE THE UNDERGRADUATE GPA

Alpha Delta Pi	ACACIA
Chi Omega	Alpha Gamma Rho
Delta Delta Delta	Alpha Tau Omega
Delta Gamma	Kappa Alpha Order
Delta Zeta	Kappa Sigma
Kappa Delta	Phi Gamma Delta
Kappa Kappa Gamma	Pi Kappa Alpha
Phi Mu	Sigma Chi
Pi Beta Phi	Sigma Nu
Zeta Tau Alpha	Sigma Phi Epsilon

PHILANTHROPY & SERVICE

GREEKS GIVE BACK

LSU Fraternity and Sorority members are known for their commitment to philanthropy and community service. Members are empowered to make a positive impact on the community by doing good and serving others, whether that is through time served or money raised and donated to local and national causes.

Every fraternity and sorority has its own philanthropy cause and local charities and service partners whom they support each year. Chapters host philanthropy events, that include friendly competitions, fundraisers, and bringing awareness to these important causes.

The community also comes together every spring semester for Greek Week, a week-long service event, where we partner with Habitat for Humanity to build homes for local families in need. This event is unique to LSU and over the last few years, our community has built over 30 homes, a very special annual event.

Philanthropy and community service promote unity among members, cultivates an appreciation for difference, and build a proud sense of responsibility to help those in need.



2022-23

PHILANTHROPY & SERVICE

\$1.5 MILLION DOLLARS RAISED

60,000 HOURS SERVED

HEALTHY & SAFETY

153 hours are spent outside of the classroom each week and those hours are an integral component of the college experience. Involvement at LSU makes a very large campus feel much smaller. Joining a fraternity and sorority is just one way to get involved at LSU and is a great way to do just that.

Joining a fraternity or sorority is a decision that each potential member should take seriously. Membership in any chapter is a commitment to live by the ideals, values, policies, and standards of not only the affiliated chapter but the larger Greek Life and LSU community values as well. By joining, members are afforded many opportunities through lifetime friendship, social, leadership, philanthropic, service, and academic opportunities. With all of the great benefits of joining the Greek Life community, there also comes great responsibility, both for yourself, your peers, and the community.

Through the Greek Life STAR, Standards & Recognition program, fraternities and sororities are expected, encouraged, and supported in their continued efforts related to making our community and member experience safe, fun, and always tied back to our values. This includes policies, accountability, advisor involvement, and chapter housing support.

Additionally, all members are expected to follow Greek Life and LSU policies, attend all required training and workshops and uphold all expectations of membership



View more information related to policies, bylaws and expectations on the LSU Greek Life website. Please also review the chapter scorecard on the LSU Greek Life website to learn information about every chapter, including past conduct information, to help you make informed decisions about joining. lsu.edu/greeks/scorecard

HAZING PREVENTION REPORTING & EDUCATION

At LSU, we're family and care deeply about the well-being of our students and our campus community. We also believe that students should be able to accomplish their goals in a healthy and encouraging environment, which fosters personal growth and development.

Hazing of any kind is illegal and strictly prohibited at LSU. Any such incidents will be prosecuted to the fullest extent of the law and pursued to the fullest extent of the LSU Code of Student Conduct. This means that engaging in any such activity can result in probation or expulsion from LSU, as well as possible felony charges by law enforcement.

Louisiana law requires that every student organization, as defined in the Max Gruver Act, provide at least one hour of hazing prevention education annually to all members and prospective members. Learn more about completing this training and providing certification on the Hazing Prevention Education website.

LEADERSHIP & INVOLVEMENT

GROWTH STARTS HERE

Fraternities and sororities are self-governing, which allows leaders the opportunities to shape their chapter and member experience. Student leaders who serve on executive boards, committees, or governing councils are provided even more opportunities to refine and gain leadership skills in areas of communication, delegation, public speaking, conflict resolution, decision-making, event planning, risk management skills and so much more. The skills you gain during your time if Greek Life translate to life after college both personally and professionally.

The Greek community is a place you can gain leadership experience by getting involved right when you join. You will often hear members in the community share that "you get out, what you put in", and this means the more you get involved, take on leadership roles and attend any of the community programs, events, retreats, and workshops, you will find yourself gaining more from this experience than you could have imagined because members have the opportunity to take on leadership roles within the chapter and within the larger community by serving on chapter and council executive boards, sitting on a committee, joining Order of Omega, giving back by joining Greek Leadership Institute or applying to serve on the Fraternity & Sorority Unity Council. You will see members involved outside of Greek Life as well and you can do it too!



ORDER OF OMEGA

Order of Omega is the leadership and scholarship honorary organization for Greek members. Its purpose is threefold: to recognize students who have attained a high standard of leadership in inter-Greek activities, to encourage them to continue along this line, and to inspire others to strive for similar conspicuous attainment; to bring together the most representative fraternity and sorority members and to create an organization which will help mold the sentiment of the institution

GREEK LEADERSHIP TEAM

Greek Leadership Team is a group of students in our community who plan and execute our signature programs and events, including Greek Week, Empower, Songfest and more! The Greek Leadership Team selects committee members to help plan and host everything Greek Life each year! This team allows us to increase leadership opportunities and learn directly from the students what programs and experiences the community enjoys!



ON CAMPUS LEADERS

In addition to leadership in various Greek organizations, members of the community also engage in other leadership positions on campus. Fraternity & Sorority members seek leadership roles in many other organizations, including Student Government, Honor Societies, Tiger Girls, Golden Girls, Dance Marathon, Tiger TV, Bat Girls, and honors societies.

COMMUNITY EVENTS

The core values of the Greek community are present every day; however, they shine even brighter through community programming and events. Our community events are planned by the Greek Leadership Team, and these programs are hosted each year!

EMPOWER

Empower Weekend is a leadership retreat for new fraternity and sorority members to help kick-start their leadership journey and find their community within the larger Greek Life community.

"Empower gave me the tools to develop my leadership style to be as effective as possible...through helping me create friendships that will be my support group during my time at LSU, use critical thinking to solve potential and current problems in Greek Life, and utilize all my available resources to positively impact my chapter, the Greek community, and the LSU community as a whole." - Austin Grasshof, Sigma Phi Epsilon



HAZING PREVENTION WEEK

LSU Greek Life participates in National Hazing Prevention week each September as a part of the community hazing prevention and awareness efforts. All councils participate to bring awareness through programs, speakers, and social media & members can take the pledge to stop hazing.



NEW MEMBER FOUNDATIONS

Each semester, new members are onboarded and welcomed to Fraternity and Sorority Life through the New Member Institute. Education and development focuses include community overview, standards and expectations, campus resources, mental health, sexual assault prevention, hazing prevention, community building, and leadership training.



MICHAEL ZIBILICH MENTAL HEALTH SPEAKER

Michael's son, Keller, lost his life to suicide. Keller was a member of Sigma Chi at LSU.

Greek Life invited Michael to speak to the community for the first time in spring 2022. Michael will return to share his son's story every spring.



GREEK WEEK

Since 2004, the Greek community has partnered with Habitat for Humanity of Greater Baton Rouge to build homes for families who need them.

Over the years, the community has donated over 15,000 hours of service, raised over \$2.2M through year-long fundraising efforts, and built 34 houses.

Greek Week brings together the aspects of brotherhood and sisterhood, service, and leadership. Members of our community are given the opportunity to be leaders in the greater community while bonding with fellow Greeks through service in the largest Greek-wide philanthropic effort of the year.



SONGFEST

In the spirit of competition, the Greek community has held Songfest for over 100 years. What originally began as a men's singing competition has evolved into a choreographed dance competition among LSU fraternities and sororities. Guided by a yearly, central theme, each team has complete creative control over their more narrowly tailored theme, choreography, costumes, and set design.



RECRUITMENT & MEMBERSHIP INTAKE

Fraternities and sororities at LSU are (inter)nationally based, meaning they are part of a larger (inter)national organization. These organizations nationally, as well as locally, are private, single-sex organizations and are recognized by Louisiana State University as such.

Students interested in participating in recruitment or membership intake should first and foremost learn about the process, research the organizations, and—most importantly—understand the expectations.

Although the mechanics of the recruitment process are coordinated by the Panhellenic Council (PHC) and the Interfraternity Council (IFC), the membership selection practices and procedures are determined by each respective fraternity and sorority. Neither the respective councils nor the University may interfere with membership selection processes per this status.

Intake dates for National Pan-Hellenic Council (NPHC) organizations and Sigma Lambda Gamma Sorority, Inc. are determined by each respective fraternity and sorority. The LSU Greek Life office determines Membership Intake Policies regarding the timeline and requirements of the process—not membership selection. Neither the Council nor the University may interfere with membership selection processes and decisions.

Approximately 75-80 percent of the students who participate in the recruitment and intake processes are selected each year. The processes of fraternity and sorority recruitment and of intake are referred to as selection processes. There are no guarantees for membership in the selection processes.

Fraternity and sorority membership is a lifetime commitment with responsibilities that include financial commitments, participation requirements, and academic & behavior standards. Once joining, membership is voluntary and the benefits are endless!

COUNCIL SPECIFICS

IFC

For men participating in IFC fraternity recruitment process, it is important to note that receiving a bid does not guarantee initiation. The new member period must be 8 weeks or less for IFC fraternities and includes a period of getting to know the new members and active members. It is possible that a new member could be asked to relinquish their membership at any point prior to initiation if the fraternity makes that determination.

NPHC

Membership selection into an NPHC Organization, as well as Sigma Lambda Gamma Sorority, Inc., is referred to as the “intake process.” Intake has replaced pledging and has three important components: the in-depth education program, the pre-initiation orientation, the initiation ceremony. Each NPHC organization has its own specific intake process that may vary in time, content, and expense. Alumni advisors supervise the intake procedures and are present at all activities.

PHC

For women participating in the PHC Sorority Recruitment Process, it is important to note that each chapter has their own GPA requirements for joining. The new member process must last no longer than 8 weeks for PHC sororities. It is possible that a new member be asked to relinquish their members at any point prior to initiation if the sorority makes that determination. Letters of recommendation are not required.



INTERFRATERNITY COUNCIL



WHO ARE WE?

The Interfraternity Council (IFC) is the governing body of 16 fraternities on LSU's campus. As such, it establishes guidelines for managing the processes and activities of the chapters. The IFC Executive Board, comprised of several officers, is responsible for executing recruitment.

The purpose of the council is to promote unity among individual chapters; to facilitate relations between the IFC community and the University; and to see that all rules, policies, and regulations passed by the council are followed by the fraternities. The council also provides leadership and structured programs for fraternity growth and development.

Charlie Schimmel
IFC PRESIDENT



"I joined Greek Life because I wanted to find a brotherhood that I could be a part of during my college years. My father was also a member of a fraternity during his days at LSU, and I wanted to follow in his footsteps. Being a part of a Greek organization has provided me with a strong support system, leadership opportunities, and lifelong friendships."



ANDREW SANLI
EXECUTIVE VICE
PRESIDENT



JOHN HUBER
VP OF
RECRUITMENT



JAKE ALBERTS
VP OF CHAPTER
DEVELOPMENT



CHRIS SHMIDT
VP OF
PHILANTHROPY



MUNJED ISA
DIRECTOR OF
RECRUITMENT
REGISTRATION



ETHAN ROGERS
VP OF PUBLIC
RELATIONS



MICHAEL UPTON
DIRECTOR OF
RECRUITMENT ADVISORS



RIVER HOLLAND
VP OF
FINANCE

WHO ARE RHO ALPHAS ?

Recruitment advisors (called Rho Alphas) are members from chapters chosen to work with the executive officers of IFC during recruitment week by serving as liaisons between potential members and chapters. They are also available to help Potential New Members (PNMs) with the recruitment process and to answer questions about fraternity life. Prior to recruitment, Rho Alphas attend training that prepare them to assist PNMs during recruitment starting at PNM Convocation.



INTERFRATERNITY COUNCIL



IFC RECRUITMENT REGISTRATION

To register for Fall Formal Recruitment, complete the 2023 LSU IFC Formal Recruitment Application linked on the @LSUIFC Instagram Linktree. For more information, see the FAQs guide linked on Instagram or on the LSU Greek Life website. Upon receiving a bid or invitation to join a fraternity, an IFC membership charge will be assessed through a membership fee. Each fraternity will charge fees for membership which range in cost. Fee information is on the next page

Early bids may only be issued by a chapter president or recruitment chairman. Other chapter members are not authorized to offer bids. Should this happen, those bids are null and void. Please note that all Recruitment activities are non-alcoholic events.

FINANCIAL MEMBERSHIP INFORMATION

One-time expenses include new member and initiation fees. The average new member fee is \$350, while the initiation fee ranged from \$200-\$250. Average one-time expenses are \$450.

EXPENSES BY CHAPTER

Membership dues vary among all the different chapters. Most fraternities offer meal plans that range from \$500- \$1200. Some fraternities cook one meal a day while others cook two. If you do not live in the house, you will be asked to pay a parlor fee which is usually between \$200-\$300.

AVERAGE SEMESTER COST

Non-resident without meals - \$1,800
 Non-resident with meals - \$2,250
 Live in member with meals - \$4,750

GREEK 8 MEAL PLAN

Members in IFC fraternities may be offered or required to purchase a Greek 8 Meal Plan for chapters that have houses. You should ask each chapter what their meal plan expectations are.

NOTES ON EXPENSES

In addition to fraternity dues and fees, a \$67 Greek Assessment Fee will appear on each Greek's LSU Fee Bill every semester of membership.

All numbers are averages--some fraternities will cost more and some less.

PNMs will be informed of individual fraternity cost information during recruitment. PNM's may find it financially advantageous to join a fraternity, as meal plans and living costs can be less than other options on campus.



Round One days 1 & 2

Potential new members visit all fraternities over two days. Wear something casual and comfortable; shorts, jeans, khakis, short sleeve shirts, and comfortable shoes.



Round Two day 3

Potential new members visit fraternities. Wear something casual and comfortable; shorts, jeans, khakis, short sleeve shirts, and comfortable shoes.



Round Three day 4

Potential new members visit fraternities. Wear something casual and comfortable; jeans, khakis, long sleeve button-up shirts, and comfortable shoes.

INTERFRATERNITY COUNCIL



2023 IFC CHAPTER OF THE YEAR

Sigma Phi Epsilon

Founded on three cardinal principles: Virtue, Diligence, and Brotherly Love. Each brother stands by his oath to be a leader, scholar, athlete, and gentleman – ideals of the balanced man. With more than 260 chapters nationwide and 255,000 brothers, SigEp boasts the largest membership of any national collegiate fraternity.

SigEp at LSU maintains an active social calendar, including exchanges with all sororities, bus trips across Louisiana, formals, and semi-formals. The LA Beta chapter has a rich tradition of being active on campus, with brothers having served as Student Body Presidents, Interfraternity Council presidents, Homecoming kings, and various leadership roles.

SigEp prides itself on having a competitive intramural program, the highest GPA among IFC chapters almost every semester, and a commitment to its philanthropy, Friends Helping Kids. It is through these accomplishments and more than the men of the Louisiana Beta chapter hold themselves to the highest standards.



“Brotherhood to me is the experience of having a group of guys constantly willing to support one another and pushing each other to be the best version of themselves. I have found that brotherhood within my fraternity and LSU Greek Life as a whole. The men I have met through Greek Life are many of the best friends I have ever had, and they have taught me the true meaning of brotherhood.”

Brooks Belanger
CHAPTER PRESIDENT

Instagram - @Sigeplsu Facebook - Sigeplsu lsu.sigep.org





INTERFRATERNITY COUNCIL



ACACIA, ORIGINALLY FOUNDED AT UNIVERSITY OF MICHIGAN IN 1904, WAS CHARTERED AT LSU IN 1956 AND HAS BEEN HOME TO 1,972 MEMBERS.



ACACIA

Acacia is unique among men's college fraternities. With a Hebrew word for its name rather than the typical two or three Greek letters denoting other organizations, Acacia offers a membership experience just as unique.

Acacia was re-founded in the Fall of 2018 and has grown to over 130 members in 5 short years. Since our chartering in 1956, nearly 2,000 men have joined our ranks in pursuit of Virtue, Knowledge, and Truth. Built upon these three principles, Acacia serves the community, pursues academic and professional success, and provides a lifelong Acacia brotherhood.

If you are an outstanding young man seeking to better yourself, find success, and form lifelong friendships - Acacia is the fraternity for you.

Instagram - @lsuacacia
Facebook - lsuacacia
acacialsu.com

ALPHA GAMMA RHO

Fraternity motto is Brotherhood + Tradition = Success. At LSU, AGR takes great pride in close brotherhood, winning the Order of Omega "Most Outstanding Brotherhood" Award six out of the last eight years. The men of Alpha Gamma Rho take pride in the traditions handed down to them from their many great alumni, including an interest in agriculture, a love for one's brother and community, and a strong desire to continually improve oneself.

Alpha Gamma Rho's purpose is "To Make Better Men," which is achieved in many ways: academics, social events, and being part of a professional fraternity. As the only social and professional fraternity at LSU, AGR men are given an edge when it comes to life after graduation. Anyone can become great with the right influences, and AGRs pride themselves on knowing what it takes to make great men.

Instagram - @lsu_agr
lsuagr.com



AGR ORIGINALLY FOUNDED AT OHIO STATE UNIVERSITY IN 1904, WAS CHARTERED AT LSU IN 1926






INTERFRATERNITY COUNCIL



ATO, ORIGINALLY FOUNDED AT VIRGINIA MILITARY INSTITUTE IN 1865, WAS CHARTERED AT LSU IN 1940



ALPHA TAU OMEGA

Established in 1940 at LSU, Alpha Tau Omega's (ATO) Epsilon Zeta chapter strives to redefine what it means to be a "fraternity man" on campus. With a strong commitment to fostering brotherhood, engaging in community service and philanthropy, achieving academic excellence, and cultivating leadership skills in all areas of life, the men of ATO take great pride in their mission.

Since its founding in 1865, ATO has provided countless opportunities for over 230,000 men across the United States through its network of over 250 chapters. The Epsilon Zeta chapter is consistently recognized as one of the top twelve overall ATO chapters nationwide, thanks to its commitment to innovation and continuous improvement.

As America's Leadership Development Fraternity, ATO offers a truly unique experience for young men seeking to grow and develop as leaders. With its focus on character, integrity, and service, ATO is a great fit for those looking to make a positive impact on campus and beyond.

Instagram - @lsu_ato

Facebook - Alpha Tau Omega at LSU

lwww.atolsu.com

BETA THETA PI

Fraternity has devoted its time to developing men of principle for a principled life. The brotherhood aids the individual, builds the fraternity, and strengthens the academic institution through lifelong devotion to intellectual excellence, high standards of moral conduct, and responsible citizenship.

Beta's members believe in mutual assistance in the honorable labors and aspirations of life, devotion to the cultivation of the intellect, unsullied friendship, and unfaltering fidelity. This lasting bond of friendship is cultivated by being a part of a group of individuals who share the same goals and values, constantly supporting each other in the pursuit of social, moral, and cultural excellence.

Members can take on leadership roles in the fraternity after even one semester and are pleased to have five freshman members on the executive board to help bring Beta to new heights. Beta is proud to cultivate new leaders who are devoted to making a legacy throughout their college career as well as in their future endeavors. But most importantly, Beta is proud to call themselves Men of Principle!

Instagram - @beta_lsu

Facebook - lsu.betathetapi

lsu.beta.org



BETA , ORIGINALLY FOUNDED AT MIAMI UNIVERSITY IN 1839, WAS CHARTERED AT LSU IN 2015





INTERFRATERNITY COUNCIL



DELTA CHI, ORIGINALLY FOUNDED AT CORNELL UNIVERSITY IN 1890, WAS CHARTERED AT LSU IN 1941



DELTA CHI

was originally founded as a professional law fraternity in 1890 at Cornell University and became a general social fraternity in 1922.

The fraternity has grown to 130 chapters and colonies across the United States and Canada, incorporating over 107,000 initiates. Delta Chi's four pillars are friendship, character, justice, and education.

The LSU chapter hosts a variety of social, brotherhood, and philanthropy events each semester. Delta Chi's socials include tailgates, date events, exchanges, and semester parties. The fraternity's philanthropy is the Jimmy V Foundation for Cancer Research, which the chapter supports with events such as a sorority kickball tournament and plate lunch fundraisers.

The chapter prides itself on its intramural teams, involvement on campus, and most importantly, its brotherhood.

Instagram - @lsudeltachi

Facebook - lsu chapter of the delta chi fraternity
www.lsudeltachi.com



KA, ORIGINALLY FOUNDED AT WASHINGTON & LEE UNIVERSITY IN 1865, WAS CHARTERED AT LSU IN 1885



KAPPA ALPHA ORDER

is a brotherhood of longstanding traditions, strong moral values, and a great sense of pride within the Greek community. The men of the Kappa Alpha Order are a group of chivalrous gentlemen, strong leaders, and nevertheless men who impact their community for the better. What sets KA apart is that their members are known for the gentility, respect, and service they should not only their peers, but to the community.

Through their philanthropic participation in Habitat for Humanity, blood drives, and their annual fundraisers for the Independence Fund and Operation Kare, their service is alive through their actions. The Alpha Gamma chapter of Kappa Alpha is consistently within the top ten of all national Kappa Alpha chapters in both chapter size and money raised for philanthropic purposes.

KA provides its members with many social opportunities through an active social calendar while equipping its young men to succeed in the classroom as well as in life. Being a man of Kappa Alpha does not end when you graduate—it is a brotherhood that you are part of for life. The values and beliefs the organization holds true transforms members into men who serve their community and impact lives for the better.

Instagram - @ka_lsu



INTERFRATERNITY COUNCIL



KAPPA SIG, ORIGINALLY FOUNDED AT THE UNIVERSITY OF VIRGINIA IN 1869, WAS CHARTERED AT LSU IN 1887



KAPPA SIGMA

was founded in 1887 and has maintained a strong presence in the Greek, LSU, and Baton Rouge communities ever since. Decades of brotherhood, philanthropy, and fun have created the legacy of Kappa Sigma at LSU. Kappa Sigma's Gamma chapter maintains an active social calendar while balancing a productive community presence.

Members of Kappa Sigma are heavily involved in Student Government, Habitat for Humanity, Greek Life leadership, and the Big Buddy Program. Kappa Sigma has developed many of Greek Life's strongest undergraduate leaders over the years, including Student Body presidents, Interfraternity Council members, Dance Marathon leaders, EMPOWER facilitators, Greek Man of the Year, and members of the Greek Life Institute.

Kappa Sigma recently opened the doors to its state-of-the-art chapter house right in the center of campus. Honor and tradition run deep in the walls of the Kappa Sigma house at 15 Dalrymple, and that tradition is founded in merit and success.

Instagram - [@lsukappasig](#)

PHI GAMMA DELTA

has excelled in all areas of Greek Life at LSU and has been an important part of the community. The Beta Rho chapter provides a strong social calendar while embracing the qualities of friendship, knowledge, service, morality, and excellence.

The five values help to guide the brothers of FIJI through their daily lives. FIJI's motto is "Scholarship, Fraternity, Self." Academics are paramount to Beta Rho, as they hold brothers to high standards in the classroom. Those high standards are coupled with resources the chapter's tutoring structure.

Beta Rho hosts a philanthropy even each year called FIJI LIP SYNC. The money earned is donated to the National Kidney Fund. Additionally, FIJI hosts two blood drives every year and provides resources to the community. The brothers of FIJI are also involved in varsity athletics, sports clubs, Greek Life leadership, Volunteer LSU, Student Government, and numerous other organizations.

Instagram - [lsufiji_bp](#)
phigam.org/lsu



FIJI, ORIGINALLY FOUNDED AT JEFFERSON COLLEGE IN 1848, WAS CHARTERED AT LSU IN 1948





INTERFRATERNITY COUNCIL



PI KAPPA ALPHA, ORIGINALLY FOUNDED AT THE UNIVERSITY OF VIRGINIA IN 1868, WAS CHARTERED AT LSU IN 1902



PI KAPPA ALPHA

Pi Kappa Alpha has challenged more than 300,000 men to be Scholars, Leaders, Athletes, and Gentlemen. For the past 155 years, Pike has remained dedicated to developing men of integrity, intellect, success, and high moral character; and to fostering a truly lifelong fraternal experience.

The Alpha Gamma chapter has continued the legacy of excellence at LSU. With 121 continuous years, Pike is the longest tenured fraternity on campus. Mike the Tiger was named after an alumnus brother, Mike Chambers. Pi Kappa Alpha won Best Tailgate on campus for the LSU-Alabama football game and has won three of the past four years.

Pike has proven excellence in the classroom this year by having ten members on the President's List as well as having one of the highest fraternity GPAs. Pike got it done on the field as well by winning the intramural flag football championship, ZTA kickball tournament, Delta Zeta's "Homeruns for Hearing" along with have members on the Lacrosse, Power Lifting, Soccer, and Baseball club teams. In addition to athletics, Pike also has a very active social calendar and is an active supporter of philanthropy.

In fact, Pike hosts a Powderpuff Flag Football tournament philanthropy event sponsored by former NFL player and LSU tiger, Jacob Hester and goes towards the Hester Sports Foundation, one which was founded to help promote youth sports in the greater Baton Rouge and Shreveport areas.

Instagram - @lsupikes
lsupikes.com

SIGMA CHI

Fraternity was founded on June 28, 1855, at Miami University in Oxford, OH by seven young men committed to the cultivation of friendship, justice, and learning. Since 1855, Sigma Chi has developed values-based leaders committed to the betterment of character, campus, and community.

Sigma Chi serves its purpose through various world-class programs that foster leadership, develop character, and build positive relationships amongst its members. These experiences enable undergraduate members to become leaders in their professional careers and engage members of the communities in which brothers live.

Sigma Chi at LSU was originally chartered in 1925 and has had a long history of leadership on LSU's campus and the Baton Rouge community. Student body presidents, IFC presidents, state legislators, and congressmen have walked through the House of the Southern Woods. Enjoying an active social calendar and holding GPA to a high degree in conjunction with leadership ideals helps Gamma Iota to build well-rounded men here at LSU.

Instagram - @sigmachilsu
Facebook - sigma chi at lsu



SIGMA CHI, ORIGINALLY FOUNDED AT MIAMI UNIVERSITY IN 1855, WAS CHARTERED AT LSU IN 1925





INTERFRATERNITY COUNCIL



SIGMA NU, ORIGINALLY FOUNDED AT VIRGINIA MILITARY INSTITUTE IN 1869, WAS CHARTERED AT LSU IN 1887



SIGMA NU

has a proud and rich history. Founded by three cadets—James Frank Hopkins, Greenfield Quarles, and James McIlvaine Riley—at the Virginia Military Institute in a period of civil strife known as the Reconstruction, the organization formed soon became Sigma Nu Fraternity.

Sigma Nu transforms society through the commitment to the Fraternity's founding principles: leadership and ethical living. Their mission is to develop ethical leaders inspired by the principles of Love, Honor, and Truth; to foster the personal growth of each man's mind, heart, and character; and to perpetuate lifelong friendships and commitment to the Fraternity.

Members of the chapter are involved on campus by being a part of various clubs and organizations like Student Government, the Interfraternity Council, Order of Omega, Tiger Athletic Foundation, and more. Sigma Nu participates in many philanthropic events, mainly "Sigma CaNu," which benefits different charities each year. Sigma Nu's ideals are recognized as a contribution to the greater good.

Instagram - @sigmanulsu

TAU KAPPA EPSILON

Tau kappa epsilon has been establishing brotherhood nationally since 1899 and on LSU's campus since the Beta Phi chapter's founding in 1949. TKE strives toward the goals established in its national mission: To aid college men in mental, moral, and social development.

The virtues of love, charity, and esteem are the basis of TKE's great fraternity, and all of its members strive to achieve these virtues every single day, not only during their time as undergraduate students but also after graduation.

The Beta Phi chapter of Tau Kappa Epsilon maintains an active social calendar including exchanges with all sororities, semi-formal, Formal, and various other events throughout the semester.

TKE has developed many Greek leaders throughout the years holding positions such as Greek Man of the Year, empower facilitators, and Interfraternity Council Presidents.

Instagram - @tkelsu
tke.org/chapter/160/peta-phi



TKE, ORIGINALLY FOUNDED AT ILLINOIS WESLEYAN IN 1899, WAS CHARTERED AT LSU IN 1949





INTERFRATERNITY COUNCIL



THETA CHI, ORIGINALLY FOUNDED AT NORWICH UNIVERSITY IN 1856, WAS CHARTERED AT LSU IN 2012



THETA CHI

Theta chi has guided over 200,000 brothers to a purposeful, determined, and unwavering lifestyle. Since its founding in 1856, Theta chi has taken its place among over 245 colleges as a promoter of knowledge, culture, and character.

Continuing this mission, the LSU chapter has made a strong name for itself both at LSU and in the community. The Iota Pi chapter hosts a solid social calendar and community presence.

Professional Development, establishing connections, and lifelong brotherhood for its members is paramount to the Iota Pi chapter. These values are reinforced by extensive programming throughout each brother's college experience. The brothers of Iota Pi are also deeply involved across campus in organizations such as Varsity sports, Clubs, Student Government, Volunteer programs, Society of peer mentors, and many more.

The Iota Pi chapter also places a strong emphasis on hosting Philanthropy events benefiting the USO, Companion Animal Alliance, and Alzheimer's services.

[Instagram - lsu_thetachi](#)

THETA XI

Alpha Alpha chapter was founded in 1921. The chapter house was constructed in 1939, making it the fourth oldest house on campus. The chapter has grown tremendously since its founding at Louisiana State University, having initiated over 2000 members.

The chapter is known as the "All True Men" chapter, which means that members hold themselves and each other to higher standards in the areas of academics, community involvement, recruitment, and leadership.

Members of the Alpha Alpha chapter pride themselves on their diversity. Members hail from Louisiana, Texas, Mississippi, Georgia, Florida, Wisconsin, Illinois, Kentucky, Tennessee, Maryland, Virginia, California, Colorado, Massachusetts, North Carolina, Ohio, Michigan, New Jersey, Connecticut, Canada, and Austria.

While each member brings different experiences and culture, all members share the same commitment to excellence. LSU's Theta XI chapter gives back to the community in the fall and the spring with signature events.

[Instagram - thetaxi_lsu](#)



THETA XI, ORIGINALLY FOUNDED AT RENSSELAER POLYTECHNIC INSTITUTE IN 1864, WAS CHARTERED AT LSU IN 1921





NATIONAL PAN-HELLENIC COUNCIL

WHO ARE WE?

The National Pan-Hellenic Council (NPHC) was founded May 10, 1930 on the campus of Howard University in Washington DC. It serves as the umbrella council for the historically, but not exclusively, Black Greek-lettered organizations, commonly referred to as the Divine Nine. The NPHC was chartered at LSU on February 28, 1992. NPHC promotes interaction through forums, meetings, and other mediums for the exchange of information, and engages in cooperative programming and initiatives through various activities and functions.

NPHC at LSU is a great outlet for students. NPHC organizations hosts events such as New Member Presentations, Greek Code, Wild Out Wednesday (WOW) as well as a multitude of service opportunities. NPHC organizations participate in Fall Fest, Homecoming, and number of other campus sponsored events. Members of NPHC are a part of Student Government, Leadership LSU, The Honors College, as well as leaders in other student organizations. Each organization provides a unique experience for students and contributes to the LSU community.



Romelius Fannin
VP of Operations



Brooklyn Brown
VP of Programming
and Compliance



Faith Jackson
VP of Academics
and Community



Dereck Hall
VP of Finance



Chris Wamber
VP of Public Relations

Melanna Sam

NPHC President

"I went Greek because I saw how it gave other members a sense of community and opportunity to grow.

My organization has allowed me to develop personally and learn more about myself while meeting new people I wouldn't have met otherwise. If you're thinking about going Greek, research more about all it entails to find out if it's the path for you!"



SIX OF THE DIVINE NINE AT LSU

SORORITIES

Alpha Kappa Alpha Sorority, Inc.
Zeta Phi Beta Sorority, Inc.
Sigma Gamma Rho Sorority, Inc.

FRATERNITIES

Kappa Alpha Psi Fraternity, Inc.
Omega Psi Phi Fraternity, Inc. Phi
Beta Sigma Fraternity, Inc.



NATIONAL PAN-HELLENIC COUNCIL

GREEK CODE

NPHC Greek Code is mandatory for any student planning on participating in the intake process that semester. It educates students on the individual organizations that are a part of NPHC here at LSU and the expectations of community members. To stay up to date on Greek Code dates, follow NPHC on Instagram @LSU_NPHC



NEW MEMBER PROCESS

NPHC organizations at LSU recruit members through a process called Membership Intake. NPHC fraternities and sororities will individually announce their membership selection/intake process during the semester and will explain their membership process at the initial informational meeting. NPHC organizations decide on having intake each semester and there is no guarantee that intake will take place on a regular schedule. It is highly recommended that interested students research each fraternity or sorority carefully and attend events sponsored by the respective chapters and NPHC as a whole.

MEMBERSHIP INTAKE

Generally, the membership intake process begins with an informational meeting. At the informational meeting, interested students are invited to learn more about a specific organization and details of the application process for that organization. After the informational meetings, potential members or aspirants are asked to complete a membership application and show proof that they have achieved the organization's minimum standards for academics, community service and leadership. Following the submission of an application, interviews and selections will take place. In addition to fraternity/sorority dues and fees, a \$67 assessment for Greek Membership per semester will appear on each Greek students' LSU fee bill.



FEES & COST

One-time expenses include new member fees, chapter dues, national dues and initiation costs. This fee could range from \$400-\$2000. Average semester costs range from \$100-\$300. The cost varies between organizations.



NATIONAL PAN-HELLENIC COUNCIL

2023 NPHC CHAPTER OF THE YEAR

Zeta Phi Beta Sorority, INC.

RHO EPSILON CHAPTER

Founded by five extraordinary women who wanted to actively achieve sorority elitism through the chapter's principles. Zeta Phi Beta Sorority has found success, both nationally and internationally as: the first NPHC organization chartered in Africa; the first to form adult and youth auxiliary groups; the first to centralize operations in a national headquarters; and the first—and only—NPHC sorority to be constitutionally-bound to another Greek-letter organization, Phi Beta Sigma Fraternity, Inc. Some famous Zetas include Zora Neale Hurston, Gwendolyn Brooks, and Heather Van Norman (mother of Odell Beckham, Jr.).

The Rho Epsilon chapter at LSU is an active participant in the LSU and Baton Rouge communities. The chapter has hosted dynamic programs like Jiggaerobics, Glam Code, and Lip Sync Battle, to name a few. The Rho Epsilon chapter and its members have won awards from the regional board sorority and LSU. The chapter believes that nothing compares to the values that it instills in Sisterly Love and Finer Womanhood, and it strives to exemplify both of these principles daily.

"Sisterhood is having a family of like minded women from different backgrounds who are joined together for the purpose of building a stronger community. They are there to uplift, inspire, and challenge each other to be the best versions of themselves. Sisterhood is a lifelong bond that continues to grow stronger."

Bria Joseph
CHAPTER PRESIDENT



Instagram - Isuzetas Facebook - Isuzetas Twitter - Isuzetas





NATIONAL PAN-HELLENIC COUNCIL



AKA, ORIGINALLY FOUNDED AT HOWARD UNIVERSITY IN 1908, WAS CHARTERED AT LSU IN 1972



ALPHA KAPPA ALPHA

Sorority, Inc.'s purpose is to cultivate and encourage high scholastic and ethical standards, promote unity and friendship among college women, study and help alleviate problems concerning girls and women in order to improve their social suture, maintain a progressive interest in college life, and be of "Service to All Mankind."

Under the current leadership of Danette Anthony Reed, Alpha Kappa Alpha's current International Program is Soaring to Greater Heights of Sisterhood and Service. Chapters focus on serving their surrounding communities through programming and service opportunities.

The Eta Kappa chapter was chartered on the campus of Louisiana State University on December 2, 1972. Eta Kappa has maintained a strong presence on LSU's campus for 50 years. The chapter contributes to the sorority's international goals by completing community service hours, spearheading service projects, striving for academic excellence, serving on local and regional sorority committees, and modeling exemplary achievement on and off campus.

Instagram - @lsuakas Facebook - Akaetakappa Twitter - Isuakas

KAPPA ALPHA PSI

the second oldest incorporated national collegiate Greek-letter fraternity in the National Pan-Hellenic Council. The fundamental purpose of Kappa Alpha Psi is ACHIEVEMENT in every field of human endeavor.

Since its founding by ten young men, the fraternity has never limited membership based on color, creed, or national origin. Kappa Alpha Psi is a major contributor in the fields of political, social, cultural, and scholastic achievement. The fraternity sponsors programs providing and promoting community service, social welfare, and academic scholarship.

The Nu Iota chapter of Kappa Alpha Psi was established at Louisiana State University on February 12, 1988. Following over twenty years of success, Nu Iota has produced over 90 members contributing to the LSU and Baton Rouge communities

Instagram - @nuiotanupes



NUPES, ORIGINALLY FOUNDED AT INDIANA UNIVERSITY IN 1911, WAS CHARTERED AT LSU IN 1988





NATIONAL PAN-HELLENIC COUNCIL



QUES, ORIGINALLY FOUNDED AT HOWARD UNIVERSITY IN 1911, WAS CHARTERED AT LSU IN 1977



OMEGA PSI PHI

Fraternity, Inc. was founded November 17, 1911, at Howard University by Edgar A. Love, Oscar J. Cooper, and Frank Coleman—three liberal arts undergraduate students—with help from their faculty advisor, Ernest E. Just. From the initials of the Greek phrase meaning “friendship is essential to the soul,” the name Omega Psi Phi was derived. The phrase was selected as the motto. Manhood, Scholarship, Perseverance, and Uplift were adopted as cardinal principles.

The Theta Kappa chapter of Omega Psi Phi Fraternity was chartered at LSU on March 12, 1977, by 13 distinguished men and the chapter has grown to over 150 sons of Theta Kappa. Their chapter has a proud and rich history at LSU, as some of Theta Kappa’s members have been trailblazers, not only for the LSU campus, but also for the greater community. They are the first Black Greek lettered fraternity to be founded on LSU’s campus and are the founders of LSU’s National Pan-Hellenic Council. Observing over 45 years of Theta Kappa’s existence, the chapter celebrates Manhood, Scholarship, Perseverance, and Uplift on the campus of LSU and will continue to celebrate these Cardinal Principles into eternity.

Instagram - @lsu_ques

PHI BETA SIGMA

Phi Beta Sigma Fraternity, Inc. was founded on January 9th, 1914, by three Howard University students. The Founders, A. Langston Taylor, Leonard F. Morse, and Charles I. Brown, wanted to create a fraternity that would truly exemplify the high ideals of Brotherhood, Scholarship, and Service and viewed itself as “a part of” the general community rather than “apart from” the general community.

The Iota Tau Chapter was chartered at LSU in 1978 and, to this day, keeps the Founders' vision alive through intentional programming, impactful community service, and genuine brotherhood. We consistently support schools and non-profits in the Greater Baton Rouge area and host social and educational campus events that further our national programs of Social Action, Education, Bigger & Better Business, and Sigma Beta Clubs

Instagram - @lsusigmas



SIGMAS, ORIGINALLY FOUNDED AT HOWARD UNIVERSITY IN 1914, WAS CHARTERED AT LSU IN 1976





NATIONAL PAN-HELLENIC COUNCIL



S-G-RHOS, ORIGINALLY FOUNDED AT BUTLER UNIVERSITY IN 1922, WAS CHARTERED AT LSU IN 2000



SIGMA GAMMA RHO

Sorority, Inc. was founded November 12, 1922, at Butler University in Indianapolis, Indiana. The sorority was founded by 7 educators. Sigma Gamma Rho is the only sorority of the National Panhellenic Council that was founded at a predominantly white institution.

The sorority has a proud history of providing positive and proactive community outreach nationally and internationally. Sigma Gamma Rho's mission is to enhance the quality of life for women and their families in the U.S. and globally through community service, civil action, and social action. Their goal is to achieve greater progress in the areas of education, health, awareness, and leadership development.

The members, affiliates, staff, and community partners work to create and support initiatives that align with the sorority's vision— Greater Service, Greater Progress. The Gamma Pi chapter was chartered on LSU's campus on March 23, 2000, by four undergraduate students.

Instagram - @lsu_sgrhos

"Joining the National Pan-Hellenic Council (NPHC) has been an amazing experience for me. I joined this organization mainly because I was seeking a community where I could connect with like-minded individuals who share similar values and interests. NPHC has provided me with an amazing network of people who have not only become friends but have also become a support system. Being part of NPHC has also given me the opportunity to participate in a range of community service events and philanthropic initiatives. These activities have allowed me to give back to the community while also growing personally and professionally. Overall, my experience with NPHC has been extremely fulfilling and enjoyable. It has allowed me to build meaningful connections, develop valuable skills, and make a positive impact on society. "

Dos Acker

KAPPA ALPHA PSI FRATERNITY, INC.





PANHELLENIC COUNCIL

WHO ARE WE?

The Panhellenic Council is the governing body of 14 sororities on campus and the body that plans the formal recruitment process. 12 of the 14 sororities participate in fall formal recruitment.

Kennedy Carter

PHC PRESIDENT

Finding a home away from home was exactly what I was looking for at LSU. It was in LSU Greek Life that I found this home and the people that have shaped me to become the best version of myself. It may seem hard to step out of your comfort zone and go through recruitment, but trust the process and be yourself! I am the same girl who registered for recruitment those three short years ago only now, I am more inspired, more loved, and more prepared for future success"



Maggie Schatz
VP of Administration &
Accountability



Hannah Godchaux
VP of Recruitment



Kennedy Logan
VP of Public Relations



Cecilia Shahrदार
VP of Programming &
Development



Erin Shea
VP of Finance



Ainsley Morgan
VP of Recruitment
Counselors

RECRUITMENT PROCESS

Sigma Alpha and Sigma Lambda Gamma National Sorority, Inc., conduct their own respective recruitment and intake processes. The Panhellenic Executive Council and Recruitment Counselors (called Gamma Chis) compose the recruitment team which ensure that potential members are informed and supported through the process.

From the start of formal recruitment, potential members (PMs) are part of a small group of fellow potential members and are assigned a Gamma Chi. Gamma Chis are members of sororities, but during recruitment they support and guide PMs. The Gamma Chi's affiliation with her sorority during recruitment is confidential and each Gamma Chi has promised not to reveal her sorority affiliation; therefore, she can give unbiased advice and reduce the pressure a PM might feel if she knew the Gamma Chi's sorority affiliation.

Gamma Chis will explain the recruitment process, answer PM questions, and help with problems that may arise. Potential members have daily meeting with their Gamma Chi to review the day's activities and receive additional information.



PANHELLENIC COUNCIL

IMPORTANT REGISTRATION DETAILS

Formal Recruitment dates are currently set for August 16 starting starting with virtual Icewater Round until August 21st. For the most accurate, up-to-date information regarding all sorority recruitment related matters, please visit our website at lsu.edu/greeks.

Recruitment Registration date is May 1st and closes on August 7th at midnight. The cost will be \$150 at lsupanhellenic.com. Registration is required to participate. Following registration, each potential member will receive a confirmation email and a copy of the Girl Talk magazine, which provides additional recruitment details.

LETTERS OF RECOMMENDATION

Letters of Recommendation are not required for women interested in joining a Panhellenic sorority. However, if you have a close family member or friend who would like to submit a letter, they can find information for each organization on the Panhellenic website. Many chapters no longer accept letters of recommendation, so please check the websites prior to submitting any letters for recommendation. Letters of recommendation will not impact your eligibility to join.



FINANCIAL INFORMATION

The average expenses for all chapters are \$1,921.68 per semester. Your first semester is typically the most expensive as there are often one-time expenses associated with membership that average out to \$590.88. Financial information is provided to all potential new members in their Girl Talk recruitment guide. Additionally, you can find individual chapter costs on the website and linked in the [@LSUPANHELLENIC](https://www.instagram.com/LSUPANHELLENIC) Instagram LinkTree.

LEGACIES

A legacy is usually defined as a granddaughter, daughter, or sister of an initiated sorority member unless a national organization recognizes additional relatives. Each chapter has its own policies regarding legacies. Being a legacy of a chapter does not ensure membership.

Each potential member is considered on an individual basis; a legacy is not more obligated to join a particular sorority than the sorority is obligated to offer her membership. The potential member and the sorority are looking for compatibility, not necessarily a family connection to the group. Panhellenic has no policies regarding legacies. Each sorority has its own policy regarding legacies, and Panhellenic has no input in individual sorority membership decisions.



Ice Water

Day 1 - Virtual

Chapter members will not see you during this round, so no specific attire is required

PHILANTHROPY

Day 2

Potential members visit up to 9 sororities with 40 minute events.

Wear the pictured PHC recruitment shirt that will be provided and your choice of bottoms.

Shorts, skirts, and jeans are appropriate



SISTERHOOD

Day 3

Potential members visit up to 6 sororities with 45 minute events.

Wear shorts, shirts, sandals, sneakers & remember it is hot!



PREFERENCE

Day 4

Potential members visit up to 2 sororities with 45 minute events.

This is the most formal round of recruitment; jumpsuit or dresses; semi-formal attire should be worn.



Bid Day

Day 5

There is no specific dress for the day; however, most PMs wear shorts and a t-shirt. Once a PM receives her bid, she will receive a jersey from her new sorority. Flips flops and sandals are appropriate, but sneakers may be more comfortable. It is not recommended to wear anything fancy or expensive jewelry.



PANHellenic COUNCIL

PHC 2023 CHAPTER OF THE YEAR Delta Gamma

Delta Gamma has a purpose to foster high ideals of friendship among women, promote educational and cultural interests, create a true sense of social responsibility, and develop the finest qualities of character. Delta Gamma's national philanthropy is Service for Sight, an organization dedicated to helping those with visual impairments. Delta Gammas at LSU support their philanthropy by hosting biannual fundraising events such as "Slushies for Sight" and "Eye Scream for Ice Cream." The sisters of Delta Gamma have adopted a hands-on approach to service, volunteering weekly through partnerships with the Louisiana School for the Visually Impaired, LSU's Food Pantry, Miracle League, and the Lions Club amongst many others.

Committed to maintaining high standards of sisterhood and philanthropic involvement, Delta Gammas at LSU strive to "do good" in all that they do. Our members hold officer positions in campus and community-wide organizations such as Student Government, LSU Golden Girls, Panhellenic Council, Fraternity and Sorority Life Unity Council, Tigers Against Trafficking, Young Life, and honor societies—to name a few. The women of Delta Gamma won the Outstanding Sisterhood Award in 2014, 2015, 2017, 2020, and 2021 and Outstanding PHC Chapter in 2020 at LSU's Order of Omega Awards Ceremony.

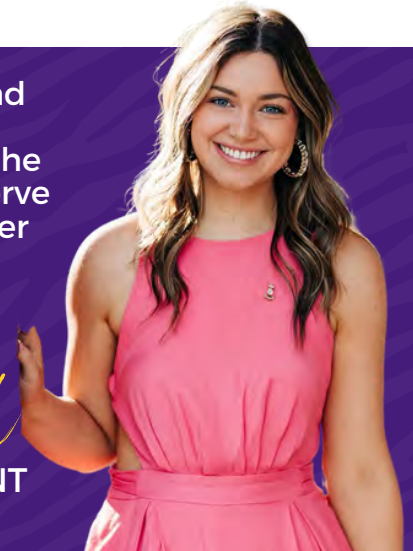
"Sisterhood is a never ending bond between women, and I have found that in Greek Life. One of the most amazing aspects of joining Delta Gamma was the feeling of support, comfort and dedication even in the most trying of times. I have found a group of women who strive to serve each other, and all of those around them. The qualities of a good sister go far beyond our own chapters, but are truly shown in the love and support we give to our Greek community."

Catherine Noel
CHAPTER PRESIDENT

instagram - @deltagammalsu

TikTok - deltagammalsu

FB - Delta Gamma LSU





PANHHELLENIC COUNCIL



ADPI, ORIGINALLY FOUNDED AT WESLEYAN COLLEGE IN 1851, WAS CHARTERED AT LSU IN 1914



ALPHA DELTA PI

is the oldest secret society for women in the world. Its founding took place on May 15, 1851 at Wesleyan Female College in Macon, Georgia - the first college in the world chartered to grant degrees to women. Alpha Delta Pi's open motto is, "We Live For Each Other," leading us to support each other in every aspect of our lives. Alpha Delta Pi is committed to sisterhood, values and ethics, high academic standards, and social responsibility. The Omega chapter continues that commitment at LSU.

Alpha Delta Pi members are take advantage of the vast opportunities within the chapter, such as leadership positions and philanthropic events and partnerships both with Ronald McDonald House Charities and the Max Gruver Foundation. Members are also involved in countless campus activities and organizations, including LSU Ambassadors, Dance Marathon, STRIPES, the Honors College, student athletics, various honor and professional societies, and many more.

Instagram - @lsuadpi Facebook - lsuadpi
www.lsuadpi.com

ALPHA PHI

International Fraternity is a membership organization dedicated to promoting sisterhood, cultivating leadership, fostering innovation, encouraging intellectual curiosity, and advocating service. We help advance women's lives through the power of philanthropy. Alpha Phi is a home filled with supportive and empowering sisters who will always want the best for one another and expect the best of each other.

Alpha Phi is a sisterhood of women supporting one another in lifelong achievement. We encourage working together to create a positive impact on campus and in our community. Our members are involved in many on-campus activities from the LSU Golden Girls to Student Government. Alpha Phi develops character for a lifetime. We are a chapter full of energetic, involved, and dedicated women who are leaders, scholars, and contributors to the community.

Instagram - @lsualphaphi
Facebook - LSU Alpha Phi
lsualphaphi.com



A-PHI, ORIGINALLY FOUNDED AT SYRACUSE UNIVERSITY IN 1872, WAS CHARTERED AT LSU IN 1965





PANHELLENIC COUNCIL



CHI O, ORIGINALLY FOUNDED AT UNIVERSITY OF ARKANSAS IN 1895, WAS CHARTERED AT LSU IN 1924



CHI OMEGA

is the largest women's fraternity nationwide with 181 chapters and more than 375,000 initiates. The Phi Gamma chapter at LSU has prided itself on upholding Chi Omega's six purposes which are: friendship, personal integrity, service to others, academic excellence and intellectual pursuits, community and campus involvement, and career and personal development.

Chi Omega women are actively involved in the community, volunteering at Friends of the Animals, Habitat for Humanity, and several other local organizations. Every year, Chi Omega hosts its philanthropy event, Swishes for Wishes, to support its national philanthropy, the Make-A-Wish Foundation.

As a diverse group of women, Chi Omegas are involved in many campus activities such as athletics, dance teams, Greek leadership organizations, student government, spiritual organizations, and more! Additionally, Chi Omega hosts many fun events such as White Carnation Formal, Hoot 'n Holler, Semi Formal, Grub, King Cakes with Chi O, and more!

Instagram - [@lsuchiomega](#)
Facebook - [lsu chi omega](#)
[chiomega.com](#)

DELTA DELTA DELTA

was founded in 1888 with the purpose of establishing a perpetual bond of friendship among its members, developing a stronger and more womanly character, broadening the moral and intellectual life, and assisting its members in every possible way. Tri Delta is filled with over 300 brave, bold, and kind women from all over the United States, and their members are encouraged to showcase their talents and build leadership skills to become the very best version of themselves.

Last year, Tri Delta at LSU was the top fundraising chapter in the nation for their philanthropy, St. Jude Children's Research Hospital. They raised \$190,723, and they received the Heart of St. Jude Award in 2020. Tri Delta members live out their core values of truth, self-sacrifice, and friendship through their philanthropic efforts.

Tri Delta members are involved in many diverse student organizations at LSU, such as Student Government, Fraternity and Sorority Life Unity Council, Tiger Girls, Bat Girls, and Golden Girls. Additionally, Tri Delta enjoys planning fun social events, such as Blind Tie, GRUB, Semi-Formal, Chapter Night Out, and much more. Tri Delta's bonds of sisterhood last a lifetime, and they look forward to welcoming new sisters during recruitment this fall!

Instagram - [@trideltalsu](#)
Facebook - [delta delta delta lsu](#)
[lsu.tridelta.org](#)



TRI DELTA, ORIGINALLY FOUNDED AT BOSTON UNIVERSITY IN 1888, WAS CHARTERED AT LSU IN 1934





PANHELLENIC COUNCIL



DEE ZEE, ORIGINALLY FOUNDED AT MIAMI UNIVERSITY IN 1902, WAS CHARTERED AT LSU IN 1917



DELTA ZETA

was created in order to unite its members in the bonds of sincere and lasting friendship to stimulate one another in the pursuit of knowledge, to promote the moral and social culture of its members, and to develop plans for guidance and unity in action. Delta Zeta was founded on the ideals of everlasting friendship and superiority in scholarship and service. Delta Zeta's purpose is to instill in its members the true meaning of sisterhood.

The Sigma chapter of Delta Zeta is most proud of its philanthropic endeavors. Delta Zeta's philanthropy is speech and hearing. In addition to hands on service opportunities, the Sigma chapter also hosts many events throughout the year. The Miss LSU pageant has been hosted by Delta Zeta for the past 20 years, and each year proceeds of over \$90,000 benefit Delta Zeta's philanthropy.

Instagram - @deltazetalsu

Facebook - delta zeta sigma chapter lsu
deltazetalsu.com

KAPPA ALPHA THETA

Kappa Alpha Theta was established as the first Greek-letter fraternity known among women in 1870 at DePauw University. Theta was founded upon the values of intellectual curiosity, leadership potential, commitment to service and personal excellence. The Delta Kappa chapter was founded at LSU in 1963 and since then, has strived to provide its members with friendships, memories and experiences that follow these core values.

Kappa Alpha Theta's philanthropy is Court Appointed Special Advocates, a national non-profit that supports and gives a voice to abused and neglected children in the foster care system. In 2022, the Delta Kappa chapter raised over \$50,000 for Baton Rouge CASA and is proud to be one of its main fundraising entities.

The sisters of Kappa Alpha Theta pursue our motto of "Leading Women" on campus through involvement in student organizations such as Student Government, Fraternity Sorority Life Unity Council, LSU Ambassadors, Dance Marathon, club sports, student media and more. Encouraging each other to be ambitious and bold leaders allows members to become successful students that are prepared for life outside of college.

Instagram - @thetalsu

Facebook - lsu kappa alpha theta
kappaalphatheta.org



THETA, ORIGINALLY FOUNDED AT DEPAUW UNIVERSITY IN 1870, WAS CHARTERED AT LSU IN 1963





PANHHELLENIC COUNCIL



KD, ORIGINALLY FOUNDED AT STATE FEMALE NORMAL SCHOOL IN 1897, WAS CHARTERED AT LSU IN 1909



KAPPA DELTA

was founded in 1897 by four women in Farmville, VA. It was founded on the values of a lifetime of learning, personal integrity, altruistic service, truth, and loyalty. Kappa Delta women strive to live out their open motto of "let us strive for that which is honorable, beautiful, and highest."

Kappa Delta provides experiences that build confidence in women and inspire them to action through the power of lifelong friendship.

In 1909, the Epsilon Chapter of Kappa Delta was chartered, making it the first sorority on LSU's campus. Since then, the chapter has flourished in service, sisterhood, and social involvement. Locally, we support the Baton Rouge Children's Advocacy center through our Shamrock event which raises funds in an effort toward preventing child abuse.

Additionally, we serve as mentors for local Girl Scout troops through holding numerous events at the house throughout the year that promote confidence.

Instagram - @kappadeltalsu

Facebook - kappa delta lsu

lsu.kappadelta.org

KAPPA KAPPA GAMMA

Kappa Kappa Gamma is an organization of women which seeks for every member throughout her life bonds of friendship, mutual support, opportunities for self-growth, respect for intellectual development, and an understanding of and an allegiance to positive ethical principles.

The Delta Iota chapter strives to demonstrate the characteristics through sisterhood, scholarship, and service. LSU Kappa members stay involved on Campus through LSU Sports, clubs, Ambassadors, Student Government, and the PHC and Greek Community, in addition to the many other organizations across campus.

Last year, the Delta Iota Chapter raised over \$45,000 for their local philanthropy, St. Jude's Dream Day Foundation, during their annual Kappa Classic Golf Tournament.

The foundation provides a day of activities and fun for patients and families of the Children's Hospital. Additionally, the Delta Iota Chapter supports Mental Health America through their annual Kappa Crawfish boil and additional yearly events.

Instagram - @lsukkg

Facebook - kappa kappa gamma lsu

lsu.kappa.org



KAPPA, ORIGINALLY FOUNDED AT MONMOUTH COLLEGE IN 1870, WAS CHARTERED AT LSU IN 1935



PANHELLENIC COUNCIL



PHI MU, ORIGINALLY FOUNDED AT WESLEYAN COLLEGE IN 1852, WAS CHARTERED AT LSU IN 1934



PHI MU

Serves to provide personal and academic development, service to others, commitment to excellence, and lifelong friendship through a shared tradition.

Since 1852, the nation's second-oldest sorority has promoted vibrant living by encouraging members to achieve their personal best. LSU's chapter is comprised of strong, unique young women participating in a variety of on-campus organizations such as Student Government, Miss LSU, Tiger Girls, Cheerleading, Track Team, Golden Girls, Bat Girls, and Dance Marathon.

Phi Mu's national philanthropy is Children's Miracle Network Hospitals. The Alpha Eta Chapter raised over \$70,000 this past year for CMNH. All funding raised by Phi Mu at LSU goes directly to their local CMNH, Our Lady of the Lake Children's Hospital.

Alpha Eta hosts an array of events each semester including social and sisterhood events. The Alpha Eta chapter honors its bond of sisterhood and looks forward to another year of laughter, friendship, and growth as a sorority.

Instagram - @phimulsu
Facebook - phi mu at lsu
lsuphimu.com



PI PHI, ORIGINALLY FOUNDED AT MONMOUTH COLLEGE IN 1867, WAS CHARTERED AT LSU IN 1936



PI BETA PHI

Pi Beta Phi was the first society of women to be molded after Greek-letter men's fraternities. The Louisiana Beta chapter prides itself in its unique character, strong sisterhood and hands-on community involvement. Members of Pi Beta Phi uphold six core values of integrity, lifelong commitment, honor and respect, personal and intellectual growth, philanthropic service to others, and sincere friendship. The mission of Pi Beta Phi is to promote friendship, develop women of intellect and integrity, cultivate leadership potential and enrich lives through community service.

Read > Lead > Achieve® is Pi Beta Phi's philanthropic effort, which inspires a lifelong love of reading that can unlock true potential, creating a more literate and productive society. For more than a century, Pi Phi has been committed to supporting literacy and changing children's lives, one book at a time.

Instagram - @lsupibetaphi
Facebook - pi beta phi at lsu
lsu.pibetaphi.org



PANHELLENIC COUNCIL



SIGMA ALPHA, ORIGINALLY FOUNDED AT OSU IN 1978, WAS CHARTERED AT LSU IN 1989



SIGMA ALPHA

Is LSU's only professional and social sorority. Sigma Alpha was founded in 1978 at Ohio State University to promote women in agriculture, but members of any major and background are welcome. Like other sororities, Sigma Alpha embraces service in the community with two philanthropies.

Their national philanthropy is Ag in the Community, which aims to help students gain a greater awareness of the role of agriculture in the economy and society. The Zeta chapter's local philanthropy is Companion Animal Alliance. They support the shelter by volunteering time with the animals as well as raising funds through an annual philanthropy event.

Sigma Alpha strives for achievement in scholarship, leadership, and service and offers a wonderful opportunity to make lifelong friendships. Because of their unique organization, they hold recruitment separately from PHC Formal Recruitment. Please visit their social media and website to learn more about their recruitment events.

Instagram - @sigmaalpha_lsu
Facebook - sigma alpha-zeta chapter
sigmaalphalsu.com

SIGMA LAMBDA GAMMA NATIONAL SORORITY, INC.

is the fastest growing multicultural sorority in the nation, representing over 120 ethnicities! The five principles SLG upholds are academics, community service, cultural awareness, social interaction, and moral and ethics.

SLG is the first and only multicultural sorority on campus. Eta Epsilon represents the national philanthropy, Breast Cancer Awareness and the Sigma Lambda gamma Education Foundation. These womxn recognize the need for camaraderie, supporting other women of varying cultures at the university, and they remain dedicated to the overall success of women on a global scale.

Gammas pride themselves on pushing women to embrace their culture and, most importantly, to be proud of it. Being a sister of Sigma Lambda Gamma National Sorority, Inc., requires dedication, hard work, diligence, and a lifelong commitment to excellence in a remarkable sisterhood.

Instagram - @lsu_gammas
Facebook - lsu gammas
<https://lsugammas.wixsite.com/gammas>



THE GAMMAS, ORIGINALLY FOUNDED AT THE UNIVERSITY OF IOWA IN 1990, WAS CHARTERED AT LSU IN 2010





PANHELLENIC COUNCIL



Z-T-A, ORIGINALLY FOUNDED AT STATE FEMALE NORMAL SCHOOL IN 1898, WAS CHARTERED AT LSU IN 1959



ZETA TAU ALPHA

at LSU is dedicated to living out its values in academic achievement, on-campus activities, the Greek community, and beyond. The Delta Kappa chapter was established at LSU in 1959 with the purpose of strengthening friendships and fostering a spirit of love.

Through developmental workshops, sisterhood bonding, service to others, and a built-in support system of friends and alumnae, ZTA develops the potential and character of each individual member. ZTA's national philanthropy is Breast Cancer Education and Awareness and is supported through campus and community events such as the annual 12-Hour Pancake Breakfast, THINK PINK Week in October, and Dodge for a Cause.

The sisters of Zeta Tau Alpha are encouraged by one another to follow their passions and develop their strengths while forming lifelong friendships.

Instagram - @lsu.zta
Facebook - lsu zeta tau alpha
lsuzta.com

"As you go through the recruitment process, I want you all to remember my favorite phrase, "Be the light." To be the light is to be your most authentic, joyous, and confident self. When you are the light, you find a future friend and maybe even a role model in each sorority you visit!"

Hannah Godchaux

Panhellenic Council
Vice President of Recruitment



WHY GEAUX GREEK AT LSU?

FIND YOUR HOME AWAY FROM HOME

Fraternities and sororities provide a sense of belonging and comfort!
Everyone can find their home in Greek Life!

BE A LEADER

There are so many opportunities to develop your leadership skills! You will find leaders all over campus are members in fraternities and sororities.

GET THE GRADES

We are here to earn a degree. Fraternities and sororities are supportive of your academic journey and value academic success!

DO GOOD

Through service and philanthropy opportunities, you can make a difference in others' lives! Fraternities and sororities complete thousands of hours of service each year!

CONNECT WITH OTHERS

Friendship with your peers both in your same chapter and the larger Greek community makes LSU feel smaller, not to mention life after college with networks and alumnae!

MAKE MEMORIES

Memories made during your time in Greek Life will be some of your favorite memories in college! Balancing academics and social events is what Greeks are great at!



Not Four Years. For Life.

"I love Greek life because of all the people and opportunities it has brought me. The past four years being Greek have allowed me to learn more about myself and grow into the person I am today. I will look back on these memories forever."



*Madelyn
Friedlander*

**GRADUATING SENIOR
DELTA DELTA DELTA**

PARENTS & FAMILIES

10 WAYS TO SUPPORT YOUR STUDENT IN GREEK LIFE

REVIEW THE POTENTIAL BENEFITS

experiences through chapter events, on campus involvement, leadership development education, trainings, and service opportunities.

TALK TO YOUR STUDENT ABOUT BALANCE

The first few weeks may be overwhelming. Talk to your students about balancing their time and their schedule the first week of classes. Your student will receive a schedule of new member activities before they begin the new member process. Encourage them to manage their time responsibly.

REVIEW FINANCES WITH YOUR STUDENT

Take time to talk with your student about financial obligations, Greek fee, meal plan changes, due dates, new member fees and payment plan options. Visit financial information by chapter to see more information about finances.

FIND WAYS TO GET INVOLVED

Explore ways for each of you to get involved with your student's Greek organization. The organization may have events and volunteer opportunities for parents and families, such as parent weekends, parent clubs, newsletters, and parent volunteer roles. You can also sign up for our monthly Greek Life newsletter and follow the @LSUgreeklife Instagram

ENCOURAGE YOUR STUDENT TO REACH OUT TO THE NETWORK OF SUPPORT

Multiple networks of support are available for your students from peers who serve as new member educators, chapter leaders, and council leaders, to volunteers who serve as advisors for all of Greek organizations, to the LSU Greek Life staff, to Inter/National HQ staff members and volunteers. These areas provide support to ensure that your student has a positive experience.

HELP YOUR STUDENT HOW TO JOIN

The process of joining a Greek organization differs by Council. Review the processes to learn about our three different Greek councils and 35 fraternities and sororities.

TALK TO THEM ABOUT THEIR SAFETY

Through education, training, and guidance, we provide tools and resources to help students make informed choices, while also understanding the consequences some choices can have. Encourage your student to stay informed on policies and procedures in order to make informed decision.

UNDERSTAND THE IMPORTANCE OF ACADEMIC ACHIEVEMENT

LSU Greek organizations are committed to their organizations value of academic achievement. Talk to your student about their academic progress often. Encourage your student to visit the Center for Academic Success the first week of classes to learn about resources available.

EXPECT A TIME COMMITMENT

Your student will have mandatory obligations as well as other opportunities to stay involved in the LSU Greek community. Utilizing a planner or calendar may be beneficial for your student to manage your student's schedule.

MAKE THE MOST OF YOUR ROLE

Encourage your student to make the most of their Greek experience. Discuss with your student your expectations and help hold your student accountable for their choices. Learn as much as you can by asking questions. Be supportive, but when in doubt, call or email the Inter/National Office or Greek Life office to ask questions.



JOIN OUR NEWEST FRATERNITY

BECOME A FOUNDING MEMBER THIS FALL



DELTA TAU DELTA

Delta Tau Delta is excited to return to LSU this fall. Following the IFC formal recruitment process, Delt will begin recruiting our founding members who will have an entrepreneurial spirit and be dedicated to our organization's mission, "Committed to Lives of Excellence." The founding members will have the opportunity to cultivate their fraternal experience into what they want it to be, have immediate leadership opportunities, and establish lifelong relationships with their peers. Delt is looking for men who want to leave a legacy in Baton Rouge and are looking to grow their leadership skills, be actively involved in their community, and are academically focused.

Delta Tau Delta provides members education and learning through its member development program, the Life of Excellence. This is an opportunity for our members to identify areas of growth while building their confidence and the skills they need to meet personal goals they set. It is designed to align with our Fraternal value of committing to lifelong learning and focuses on: personal leadership, professional development, wellness & well-being, and strengthening community.

With more than 150 years of guiding men via Truth, Courage, Faith and Power, the Delta Tau Delta experience has fostered innovators, advocates, change agents and community leaders by affecting the world through self-discovery.

Since 1858, the Fraternity has spread to nearly 200 campuses, with more than 130 active chapters and colonies comprised of roughly 10,000 students. More than 170,000 men have joined the brotherhood of Delta Tau Delta since its founding.

Want to learn about Delta Tau Delta's return to LSU?

Email: delts@delts.org

Instagram: [@lsu_delts](https://www.instagram.com/lsu_delts)



2023

connect with us



Follow us
[@lsugreeklife](https://www.instagram.com/lsugreeklife)



[Sign up for](#)
[our Newsletter](#)



LSU