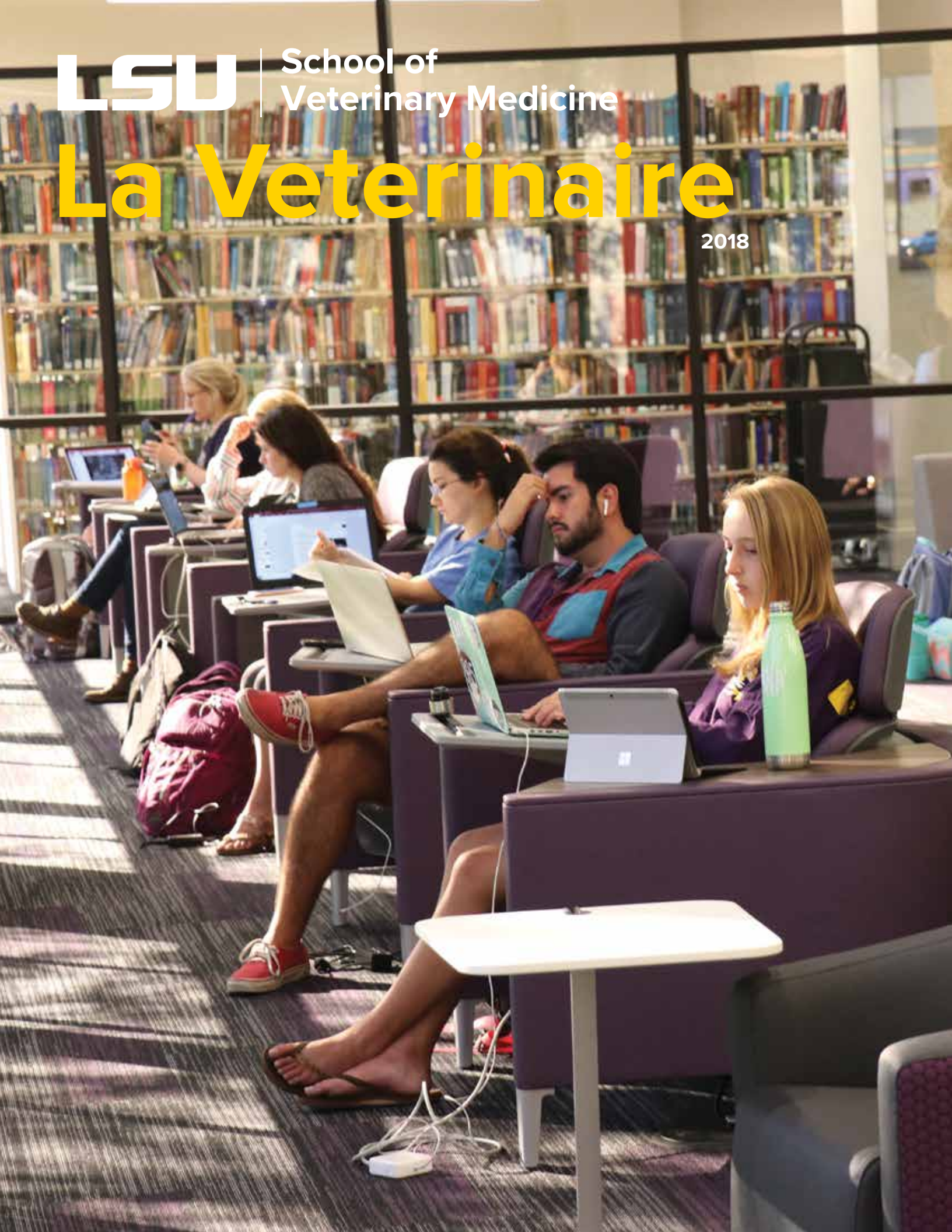


**LSU**

School of  
Veterinary Medicine

# La Veterinaire

2018



# LETTER FROM OUR DEAN

This past year has seen a lot of changes at your LSU School of Veterinary Medicine. 2018 has brought improvements to our facilities, services and curriculum. It also heralded the largest single gift in the school's history, thanks to transformational gifts from the Soongs. I am also proud to announce that, thanks to generous alumni, we now have two endowed scholarships for minorities and disadvantaged populations.

We are now offering clinical skills labs to better ensure that our students have the skills needed for their clinical rotations, and our Student Affairs team is working with students and faculty on mentoring and tutoring programs. Our new linear accelerator allows us to offer more advanced care for our cancer patients, and we continue to make improvements to our hospital.


The most visible changes are in our classrooms, the multipurpose lab and the library, all of which were completely gutted and redone. The goal was to offer better, more technologically advanced educational spaces for our students, and we succeeded. I invite our alumni to come see the new spaces whenever you're in Baton Rouge.

Our clinical and research faculty continue to work to improve the lives of people and animals, and we have made several new faculty hires. We have included photographs and short bios on our new faculty in this magazine.

While we lost Dean Emeritus Peter Haynes, he is remembered as a force for change and an important member of the LSU SVM family. His journey with us started in 1974, when he was hired as an equine surgeon. He served in several roles at the LSU SVM, most notably as dean from 2006-2014. Pete was a tremendous mentor for me personally and professionally, and he is greatly missed.

Our faculty, staff, students and alumni serve as ambassadors for the LSU SVM, and we are proud of their achievements. We invite you to share your accomplishments with us and to come see us at the school any time.

Sincerely,



Joel D. Baines, VMD, PhD

Dean

Dr. Kenneth F. Burns Chair in Veterinary Medicine



Joel D. Baines, VMD, PhD, became dean of the LSU SVM on September 1, 2014. He came to LSU from the Cornell University College of Veterinary Medicine, where he was the associate dean for research and graduate education and the James Law Professor of Virology. In addition to serving as dean, Dr. Baines also serves as the Dr. Kenneth F. Burns Chair in Veterinary Medicine. He received a bachelor's degree in microbiology from Kansas State University in 1979 and received a VMD degree from the University of Pennsylvania in 1983. He then received his PhD from Cornell University in 1988, studying the molecular virology of feline coronaviruses. He obtained postdoctoral training at the University of Chicago, studying the molecular virology of herpes simplex virus replication. Dr. Baines has been funded by the National Institutes of Health since January 1995, to study herpes simplex virus assembly. His research focuses on many aspects of herpesvirus replication and antiviral therapy. His work has been garnered more than 6,000 citations.



# ON THE COVER

In 2018, the LSU School of Veterinary Medicine underwent extensive renovations to its Veterinary Medicine Library and classrooms. See the **PARDON OUR PROGRESS** story on page 6.



4

24

## TABLE OF CONTENTS

New Curriculum .....	2
New Linear Accelerator .....	4
Pardon Our Progress.....	6
Helping Animals after Hurricane Michael .....	11
Understanding Our Immune System.....	12
Transformational Gift to LSU SVM.....	14
People Like Me .....	16
Meet Our New Faculty .....	18
Faculty Promotions .....	19
Remembering Peter F. Haynes .....	20
Retirements .....	21
Our Students.....	22
Our Graduates.....	24
Alumni Updates .....	26
Distinguished Alumnus .....	28
PhD Alumnus Profile.....	30
Class of 1978.....	32
Our Development and Communications Teams .....	33
LSU SVM Fast Facts.....	Back Cover

### LSU SVM Administration

**Joel D. Baines, VMD, PhD**

Dean (Joined LSU SVM in 2014)

Dr. Kenneth F. Burns Chair in Veterinary Medicine

**Lorrie Gaschen, DVM, Dr.med.vet., PhD, DECVDI**

Executive Associate Dean for Diversity, Student and Faculty Affairs

(Joined LSU SVM in 2006; promoted to Assoc. Dean in 2015)

**Rhonda Cardin, PhD**

Associate Dean for Research and Advanced Studies

(Joined LSU SVM in 2016)

**Joseph Taboada, DVM, DACVIM**

Associate Dean for Academic Affairs and Accreditation

(Joined LSU SVM in 1988)

**Ernie Tanoos, MPA**

Assistant Dean for Finance and Administrative Services

(Joined LSU SVM in 1994)

**Mark Mitchell, DVM, PhD (LSU SVM 2001), DECZM**

Director, Veterinary Teaching Hospital

(Rejoined LSU SVM in 2016)

**Tracy Nye Evans, MPA**

Senior Director of Development (Joined LSU SVM in 2014)

**Thomas Rooney**

Director of Strategic Communications (Joined LSU SVM in 2017)

School of Veterinary Medicine

Louisiana State University

Baton Rouge, Louisiana 70803

Administration 225-578-9900

Admissions (DVM Program) 225-578-9537

Alumni Relations 225-578-9565

Continuing Education 225-578-9825

Research & Advanced Studies 225-578-9765

Veterinary Teaching Hospital

Pets and small exotics 225-578-9600

Horses and farm animals 225-578-9500

To make a gift to the LSU SVM 225-578-9870

[www.lsu.edu/vetmed](http://www.lsu.edu/vetmed)

@LSUVetMed

facebook.com/LSUSVM

facebook.com/LSUVTH

instagram.com/LSUVetMed

LinkedIn: LSU School of Veterinary Medicine

**La Veterinaire, our award-winning magazine,**

**is published by the LSU School of Veterinary**

**Medicine. Contact Ginger Guttner, Communications**

**Manager, at 225-578-9922 or [ginger@lsu.edu](mailto:ginger@lsu.edu) for**

**more information.**

# New *curriculum*

## ***Adding a clinical skills lab and more communications courses***

The purpose of the clinical skills is to get the students earlier exposure to the skills and techniques that they need for clinics as well as early hands-on exposure to animals so they can better understand how what they are learning in class prior to clinics will be valuable when they get to clinics. It also motivates them because they're not sitting in lecture and give them more opportunities to learn these skills earlier so that clinics will be less stressful for them. The animals being used are teaching animals that reside at the veterinary school.

The clinical skills lab started with the Class of 2022, who started Year I in August 2018. Their first clinical skills labs began in the Fall 2018 semester, and they will have more in the Spring 2019 semester. Over these two semesters, the students will have five lecture hours, with a two-hour lab for each lecture hour, and then three 2-hour review sessions, followed by Objective Structured Clinical Examination (OSCE) at the end of the year.

The topics for the lectures are canine and feline restraint and handling (including fear-free restraint), canine physical examinations, food animal restraint, handling and physical exams (using cows and goats), equine restraint and physical exams, and basic surgical instrument handling and suturing.

When the LSU Veterinary Teaching Hospital expands into the Stephenson Pet Clinic, we will add feline physical exams to the clinical skills labs. Also, for 2019-2020, the Class of 2023 will participate in the clinical skills labs as described above. For their second year, the plan is for the Class of 2022's clinical skills labs to cover IV catheter placement, aseptic techniques, suturing, veni puncture injections, basic anesthesia machine overview and drug calculations, review restraint and handling techniques taught in Year I, pharmacy skills (e.g., how to write a prescription), CPR, and clinical pathology (e.g., packed cell volume, total solids and blood smears).

When the students get to Year III, the plan is for the clinical skills labs to cover a review of all skills learned in Years I and II and additional communications training, which helps the students interact with clients to get good patient histories and symptoms. Year III students will also learn electronic medical records and how to write a Subjective Objective Assessment and Plan (SOAP) for patients.

The labs are scheduled throughout each semester so that one lecture and corresponding lab will take place within the same week. Currently, the labs are taking place in a modular building adjacent to the veterinary school building. Once construction is complete on the Stephenson Pet Clinic, the clinical skills lab will move into that facility.

Lorrie Hale-Mitchell, DVM, CVA, CVTP, instructor of integrative medicine and rehabilitation, is the clinical skills course coordinator. There are three coordinators (one for each year): Rose Baker, BVMS, Cvma, MS, assistant professor of equine medicine (Year I); Mustajab Mirza, DVM, DACVS, associate professor of equine surgery (Year II); and Jon Fletcher, DVM (LSU SVM 2005), DACVIM, associate professor of companion animal medicine (Year III). The lab manager is Beth Grandt.





# We Teach: Our Educational Mission from Our Strategic Plan

Our graduate veterinarians, interns or residents will be confident, clinically and culturally competent, compassionate and effective communicators and listeners to both colleagues and clients. They will always seek and deliver the best care for their patients and service to their clients and have a good business sense. They are curious lifelong learners who are not afraid to advance the standard level of care and question the status quo. They have a strong sense of ethics and cultural appreciation so that all clients are treated equally.

## Students Helping Students: Peer Tutoring Program

The Peer Tutoring Program aims to help SVM students achieve academic success and build strong peer relationships. Students who are seeking assistance in a particular course will be paired with a tutor who has completed the course and is referred by a course coordinator. Tutors will support students by highlighting resources, skills and strategies that will be beneficial to students academic success.

Peer tutoring is beneficial for both the student and the tutor. While students are gaining meaningful academic skills and learning about campus resources, the tutor is reinforcing his or her understanding of the discipline and developing strong teaching and leadership skills.

## Partners in Excellence: Veterinary Mentor Program

The mentor program was developed at the request of students and faculty. In the initial run, it is only being offered to first-year students. In the future, it will be available to all years. Currently, there are 30 faculty and 45 students participating in the program. The students get one mentor, but faculty may mentor up to three students. The program, which is voluntary, kicked off on November 19 with a mentor mixer where the students and faculty were able to gather and mingle in the newly renovated SVM library. The students were divided into five rooms (Small Animal, Mixed Animal, Large Animal, Wildlife/Exotics and Specialty). Once the mixer was over, the students ranked their top 3-5 faculty members based on connections made at the mixer and their veterinary area of interest. The faculty also had the option to mark their preferences for students to mentor.

Faculty will receive mentor training covering skills such as how to give feedback, how to set personal and professional goals with students, and what their role is as a mentor and what it is not. Students and faculty members will meet between January 10 and 31. Program coordinator Donnie Watkins will send out monthly recommended topics for them to discuss. For example, in January, the first in-person meeting should be spent getting to know each other, setting expectations for the nature of their relationship, and starting the conversations on goal-setting. Going forward, the pair should have meaningful contacts at least twice per month. A meaningful contact could mean a quick email to check in, an in-person visit to the faculty member's office, etc. One of those contacts should be in person.

This program is aimed at helping students learn about the different fields within veterinary medicine and network with professionals in the field. Whatever the students' personal or professional goals, the faculty members will be there to assist them.

There are currently 361 students enrolled in our 4-year DVM program.

Class of 2019: 84

Class of 2020: 89

Class of 2021: 87

Class of 2022: 101

# TEACH

# Cancer is a word, not a sentence.

*From IHadCancer.com*

Cancer affects both people and animals, and it touches everyone, either personally or through someone we know. According to the American Cancer Society, there are approximately 11 million people living with cancer in the U.S. with more than 1 million new cases of cancer diagnosed each year. On the animal side, the Animal Cancer Foundation states that there are roughly 12 million new cancer diagnoses made in dogs and cats each year.

Cancer in pets is often similar to cancer seen in people. Some examples include non-Hodgkins lymphoma, head and neck carcinoma, melanoma, soft tissue sarcoma and osteosarcoma. Cancer in pets is also treated the same way it is treated in people, with surgery, chemotherapy, radiation therapy or a combination of those. The LSU School of Veterinary Medicine first offered in-

**The LSU Veterinary  
Teaching Hospital's  
Cancer Treatment  
Unit sees about 5 to  
7 patients per day.**



house radiation therapy in 2003 and recently added a new vault to house a Varian 21EX linear accelerator with on board imaging (OBI), including a cone beam CT (computed tomography),

“The new linear accelerator is awesome because it allows us to do stereotactic radiosurgery and enables us to treat inoperable cancers with highly focused x-rays to shrink or cure them,” said Jayme Looper, DVM (LSU SVM 1997), DACVR, associate professor of veterinary radiation oncology. She adds, “The linear accelerator provides for a very safe, noninvasive treatment with little risk of side effects. It greatly reduces the number of treatments needed compared with the previous linear accelerator.”

The LSU Veterinary Teaching Hospital's Cancer Treatment Unit sees approximately five to seven patients per day; this includes new patients, rechecks and ongoing treatments. Ten to 12 patients per month receive radiation therapy with the linear accelerator; this comes out to approximately 100 patients per year.



# New *equipment*

When a patient is referred to the Cancer Treatment Unit, one or more of our veterinarians meet with the pet owner and pet for a consultation, where they discuss outcomes, risks and any necessary tests. "Once a treatment course has been decided, we implement a plan that is either a manually calculated simulation based on patient position, location and using radiographic images, or a 3D planning session requiring advanced imaging (CT +/- MRI)," said Dr. Looper. "The patient usually comes in for multiple doses of radiation. Typical protocols include daily consecutive weekday treatments for three to four weeks, or three to five treatments, either consecutive days or once weekly depending on the treatment intent."



When patients come in for radiation treatment, they undergo a physical examination. Then the oncology nurses position the patient on the table using special positioning pillows to ensure accurate placement of the radiation beams. Light anesthesia is required to ensure proper position and patient safety since medical personnel cannot stay in the room during treatment. The radiation treatment is similar to other x-ray treatments (much like dental x-rays) but takes a little longer. Each treatment takes between two and 10 minutes. The patients are awake within 10-20 minutes and can go home within an hour.

## Faculty and Staff

Bonnie Boudreaux, DVM, MS, DACVIM (Oncology), associate professor of medical oncology in Veterinary Clinical Sciences (joined LSU SVM in 2009)

Jayme S. Looper, DVM (LSU SVM 1997), DACVR (Radiation Oncology), associate professor of radiation oncology in VCS (joined LSU SVM in 2016)

Sita Withers, BVSc, DACVIM, assistant professor of medical oncology in VCS (joined the LSU SVM faculty in 2018)

Lauren Fout, MVB, radiation oncology resident since 2017

Nancy Pesses, DVM, oncology intern since 2018

Shay Bordelon, radiation oncology nurse since 2004

Shawn Geraci, medical oncology technician since 2015



Katie Montgomery, oncology nurse since 2016

Tammy Moreau, medical oncology nurse since 1997

Cancer Treatment Unit

LSU Veterinary Teaching Hospital

225-578-9600

[lsu.edu/vetmed/veterinary\\_hospital](http://lsu.edu/vetmed/veterinary_hospital)

# HEAL

# Pardon

# Our

# Progress

1972

Construction began on  
Veterinary Medicine Building.

1973

The LSU SVM accepted its first class,  
consisting of 36 students. Students  
attend class in LSU's Audubon Hall

1977

The LSU SVM receives full accreditation  
from the American Veterinary Medical  
Association and graduated its first class.



BEFORE



AFTER

Sitting just feet from the Mississippi River, the LSU School of Veterinary Medicine was constructed in the 1970s, with construction completed in 1978, one year after the inaugural class graduated. Since then, the LSU SVM has added two vaults for cancer treatment and a Community Practice area in the hospital, and some rooms have been combined or expanded; some cosmetic and technological changes have also been made over the years. However, in the spring of 2018, the LSU SVM began major renovations on the Veterinary Medicine Library, the Multipurpose Lab and the classrooms for Years I, II and III.

"These renovations represent the most substantial changes in school teaching and learning facilities since its founding,"

1978

Construction of the Veterinary Medicine Building is  
completed and the Class of 1978 holds its Commencement  
Ceremony in the new building's auditorium. The building  
was officially opened and dedicated.

2004

Construction complete on Equine Intensive Care  
Unit and Equine Lameness Evaluation Unit.

2013

Construction completed on both Large Animal  
Isolation Unit and new building for the Louisiana  
Animal Disease Diagnostic Laboratory.



# New *facilities*

said Joel Baines, VMD, PhD, dean. “It telegraphs to the students that their education is important to us and provides much needed spaces for all learning phases of the curriculum, including clinical rounds. Moreover, the new library allows both group study and quiet individual study. We are very proud of these facilities and look forward to the excellence in education and scholarship that they will foster for many years to come.”

## LIBRARY COMMITTEE MEMBERS

**Bonnie Brocato, Manager for Facility Planning and Control and Safety Officer (Joined LSU SVM in 2012)**

**Annie Daniel, PhD, Associate Professor and Director of Veterinary Instructional Design and Outcomes Assessment and Associate Professor Veterinary Medical Education (Joined faculty in 2014)**

**Fabio Del Piero, DVM, PhD, DACVP, Professor (joined faculty in 2012)**

**Corrie Hess, Library Director (Joined LSU SVM in 2002)**

**Martha Littlefield, DVM (LSU SVM 1981), Assistant Professor (Joined faculty in 2009)**

**Mandi Lopez, DVM, PhD, DACVS, Professor (Joined faculty in 2004)**

**Eric Seneca, PhD, Director of Information Technology (Joined LSU SVM in 2014)**

**Ernie Tanoos, MPA, Assistant Dean for Finance and Administrative Services (Joined LSU SVM in 1994)**



## VETERINARY MEDICINE LIBRARY

The Veterinary Medicine Library did not gain any square footage, but it was completely gutted, rearranged and redecorated for improved efficiency and use of space. The journals and books are kept behind a glassed-in room that can be locked after-hours, while the main seating/study area is accessible 24 hours. The large shelves were removed so that the windows facing Skip Bertman Drive can provide more natural light and a beautiful view of the LSU SVM's green space for people studying or reading in the library. The wooden chairs have been replaced with more comfortable seating.

The library now has five conference rooms that can be used for meetings and hospital rounds; there is also a sixth room reserved for students to take exams.

Technological improvements include upgraded electrical infrastructure to accommodate mobile device usage, and new lighting, HVAC, and interior finishes. Media:scapes, available in three of the conference rooms, allow multiple laptops, tablets and smart phones to simultaneously connect to a large screen. Group members can take turns sharing documents, images, videos or websites on the large screen from personal devices.

Two of the conference rooms have projectors and glassboards. These projectors give short throw capability, which allows images to be projected from a short distance. The projection glassboards are high-definition glass writing surfaces that can be used with the projectors.

“Anticipating the Library renovation was exciting, but the process required considerable effort to achieve a successful result,” said Corrie Hess, library director. “Prior to the renovation plans, it had become apparent that Library use was declining and library user needs were changing. In order to meet current needs, it was clear that some changes were necessary. A library assessment was performed, and the feedback confirmed the need for change. This led to the formation of a library committee with the Dean’s charge to begin planning for a renovation. Faculty and students were surveyed and many renovation decisions were made based on this input. To accommodate plans for new learning spaces, a major weeding of the print collection was conducted, which resulted in over half of the collection being withdrawn, as well as our archive collection being transferred to another location. Final steps in the preparation phase included boxing all library resources and equipment to be housed in a temporary storage facility, and then relocating the Library staff for the duration of the renovation.”

“The construction phase of the renovation process took about nine months to complete, and the end result has been very satisfying,” continued Hess. “We now have a beautiful,

modernized library with comfortable seating, new conference rooms for group interaction, a new testing area for students, and 24 hour access to our main seating area and conference rooms. Most importantly, we now have a library facility that

meets the needs of our students and faculty.”

The Library staff consists of the director, Corrie Hess, who is responsible for providing vision and leadership for the Library; Brian Collins, who joined the staff in October 2018 as the new outreach librarian, whose role involves promoting resources and services, as well as providing instruction to meet the information needs of the School of Veterinary Medicine community; Chairity Waugh, who joined the staff in November 2018 as the technical services librarian, overseeing the preparation and dissemination of library resources, as well as the catalog record quality and resolving electronic access issues.; Angela Alleman, public services and acquisitions associate, who oversees all areas related to public services and library acquisitions; and Brenda Irvin, circulation associate, who provides circulation and reference service at the Library’s Circulation Desk.



**Veterinary  
Medicine  
Building under  
construction**

## CLASSROOMS

Classrooms for Years I, II and III underwent major renovations. The Year III Classroom in Room 1205 on the first floor increased by approximately 220 square

feet for a total of 2,450 square feet. The Year II Classroom in Room 2101 increased by approximately 606 square feet for a



total of 2,290 square feet, and the Year I Classroom in Room 2103 increased by approximately 640 square feet for a total of 2,310 square feet.

With the larger classroom sizes, the LSU SVM can now accommodate up to 120 students in each classroom. We can also educate up to 120 students in the anatomy lab and the multipurpose lab.

In addition to adding seats, the technology in the classrooms was upgraded. Each student has a USB and a 110 outlet at his or her seat, and new audio/visual equipment was installed. The light in each classroom was upgraded to LED, windows were added for aesthetics and to improve the students' overall wellbeing by providing natural light. The additional space in each classroom allows for more room between each seat, and accommodations were made so that each room is compliant with the Americans with Disabilities Act.

Video capability in each classroom was upgraded to 4K, the highest level, and each room now has high definition audio with amplification. There are also 4K lecture capture cameras so that lectures can be recorded in high-definition. The next step will be to upgrade to the latest version of Panopto for lecture capture so that we can include close caption features for taped lectures.

Each classroom also has the latest Smart Podium touch screen system. This allows faculty to highlight important features in presentations.

"I am excited to have the opportunity to work in the new classrooms and library," said Rachel Pool (Class of 2020). "It has been really rewarding to see the transformation. The new classrooms are spacious and very functional. The library has a lot of different comfortable spaces to study!"

"The new classrooms are amazing! We have so much more space to spread out and the new windows really brightened up the space," Kyra Kelly (Class of 2021). The library is beautiful and modern and has so many comfortable spots to study any time of day or night."

"The newly renovated library and classrooms provide the perfect environment for learning," said Montana Oubre (Class of 2022). "The big windows, open design and comfortable chairs make it easier and more enjoyable to study for prolonged periods of time. I'm very appreciative of having such a great space that encourages everyone to work hard and do their best."



LSU  
SVM  
classrooms  
through the  
years

## FUTURE RENOVATIONS

Plans for 2018-2019 are primarily focused on research areas. We are planning new laboratory space and renovations for the Division of Laboratory Animal Medicine that will include BSL2 spaces. Other items in the planning stage are bathroom upgrades and an improved information center in the lobby.



# TEACH



Class  
of 2022  
during first-year  
orientation

## RENOVATIONS BY THE NUMBERS

The Year III Classroom (Room 1205) increased by approximately

**220** square feet for a total of  
**2450** square feet.

The Year II Classroom (Room 2101) increased by approximately

**606** square feet for a total of  
**2290** square feet.

The Year I Classroom (Room 2103) increased by approximately

**640** square feet for a total of  
**2310** square feet.

We are now able to accommodate

**120** students in each  
classroom, the anatomy lab and the  
multipurpose lab.



# Helping Animals after Hurricane Michael

The ASPCA requested help from the Louisiana State Animal Response Team (LSART) following Hurricane Michael. Since the Panama City, Fla., area had little available housing for responders, the LSART trailer was used to provide that housing. On October 15, 2018, two LSART responders, Suzanne Brevelle and Matt Welborn, DVM (LSU SVM 1987), MPH, DACVPM, professor of food animal health maintenance from the LSU School of Veterinary Medicine, drove the LSART truck and trailer to the Humane Society of Bay County in Panama City to meet with the ASPCA team.

There was no electricity at the facility, and trees and debris were scattered all over the shelter's grounds. Dogs and cats were brought to the shelter by owners who were unable to care for them and by ASPCA personnel rescuing them from the surrounding area.

Dr. Welborn worked with volunteers from the Florida State Animal Rescue Coalition preparing the building for the soon-to-come onslaught of homeless and surrendered animals. The Humane Society director's office became an isolation ward. Much of the time was spent reorganizing the shelter's pharmacy/supply room to more efficiently find and dispense medications, supplies and equipment. Dr. Welborn also assisted with managing the intake of large amounts of donated veterinary supplies.

The first animals began arriving on October 16 and, by the end of that day, 11 dogs, one cat and a turtle had arrived. At the end of the day on October 19, 65 dogs, 36 cats and the turtle were calling the shelter "home" for the time being. Numerous animals, including two guinea pigs were transferred to shelters and rescue facilities unaffected by the hurricane and others were reunited with their owners.

Dr. Welborn assisted veterinarians from Florida as they provided physical exams and treatment for sick and wounded animals. Some conditions seen were urinary tract infections, keratoconjunctivitis, upper respiratory infections, an embedded collar and a gunshot wound. Multiple agencies were coordinated to provide each animal with compassionate loving care. The LSART responders returned to Louisiana by October 20. The LSART truck and trailer remained to provide responder housing.



# DISCOVER

## Understanding Our Immune System



### New *researcher*

The immune system is the body's defense against infectious organisms and other invaders. It is made up of a network of cells in various organs that work together to protect the body. Understanding how the immune system turns itself on and off can potentially improve how successful the immune system works to protect the host.

Weishan Huang, PhD, assistant professor in the Department of Pathobiological Sciences, is trying to understand the immune system using diverse techniques. Dr. Huang's lab is primarily located in the LSU SVM but has a collaborative branch in the Department of Microbiology and Immunology at Cornell University's College of Veterinary Medicine.

Embraced by trillions of microbes in the environment and the body, the mammalian immune system is restless and constantly balancing its response and tolerance towards its interacting agents. Dr. Huang's research primarily focuses to address this main question: How does the mammalian immune system find its balance between effector and regulatory immune responses?

**The immune system was designed to defend; however, if the reaction goes over a certain limit, it can cause harm to healthy tissues.**

"Our immune system is very interesting," said Dr. Huang. "We are thought to have the evolutionary advantage if we can defend ourselves against invading pathogens like bacteria,

viruses and allergens. Research done on neonatal mouse models suggests that the mammalian immune responses are more effector-like at earlier age. The immune system was designed to defend; however, if the reaction goes over a certain limit, it can cause harm to healthy tissues. We are trying to better understand the signals that can regulate the immune system's response and maintain it at a proper level."

For example, your body can respond to an allergen—something with which we regularly come into contact—and the immune system can potentially overreact and create antibodies and cells that will cause excessive inflammation and harm healthy tissues. Dr. Huang is investigating how our immune system creates enough defending agents, such as antibodies and cells,

to fight infection, while knowing when to stop. Dr. Huang is specifically interested in when and how the effector immune



## Working in Dr. Huang's Lab

**Weishan Huang, PhD, Principal Investigator**

**Natalie Nidetz, Ph.D., Postdoctoral Associate at LSU**

**Sabrina Solouki, Graduate Student, PhD candidate at Cornell**

**Michael McGee, Graduate Student, PhD candidate at LSU**

**Qingxia Wang, Research Technician at LSU**

**Ling Zhang, Research Technician at Cornell**

cells attack the invaders, and how the regulatory immune cells prevent the effector cells from going too far and potentially harm healthy tissues.

"In terms of disease models, we are looking at lung inflammation caused by viruses, bacteria and allergens," said Dr. Huang. She uses mouse models to study genes that are important for the immune system because it helps to understand how the human immune system works. "When it comes to the fundamental mechanism of how the human immune system is being regulated, we are also conducting in vitro studies using human peripheral blood procured by hospitals or blood centers," added Dr. Huang. "We can then isolate particular cells of interest for study to learn more about how the immune system functions. Knowing what genes are doing what in the immune system is important because it allows us to determine which genes are promising drug targets. You can then possibly design a small molecule or an antibody that can modulate that gene's function. We first need to understand what's happening (who is doing what) and then we can find a method to guide the immune system in the direction we need based on the disease condition. We could also potentially understand how the immune system turns itself off when the initial danger has passed, and manages to "remember" the same pathogen when it comes back. A pathogen-specific rapid response that does not last after the pathogen is clear is the key to avoid harm to health tissues. We want the immune system

to be better at attacking invaders when infections happen, as well as at regulating itself so that it stops attacking when infections are clear."

Dr. Huang joined the faculty at the LSU SVM in January 2018, and her research is currently funded by grants from the National Institutes of Health (NIH) and Louisiana State University.

The Department of Pathobiological Sciences provides teaching and training in bacteriology, epidemiology, immunology, parasitology, pathology, and virology.

Departmental faculty are involved in all levels of the professional curriculum, providing lecture and laboratory experiences in bacteriology, mycology,

immunology, epidemiology, pathology, parasitology,

community health and virology, as well as instruction in the practical application of necropsy techniques, all using cases received from the Veterinary Teaching Hospital and the Louisiana Animal Disease Diagnostic Laboratory.

Advanced studies in the department lead to the MS and PhD degrees in Biomedical and Veterinary Medical Sciences for both DVM and non-DVM graduate students. Graduate courses are offered in all disciplines associated with the department.

Basic and applied research is conducted in the areas of molecular pathogenesis, disease processes, infectious and parasitic diseases, and host response to disease. Central research services include a molecular biology center, Gene Lab, a flow cytometry lab, and a histology lab.

**Weishan Huang**

**Assistant Professor**

**Pathobiological Sciences**

**Joined the faculty in January 2018**

**BS, Tsinghua University (China), 2008**

**MS, Pennsylvania State University, 2010**

**PhD, Cornell University, 2014**

# GIVE



## Herman and Connie Soong Commit \$10.1 Million to LSU School of Veterinary Medicine, Including Largest Gift in School's History

Herman C. Soong, MD, has made a historic \$8.1 million estate commitment to benefit the LSU School of Veterinary Medicine. Coupled with his wife Connie's \$2 million estate commitment, the Soongs' total support of the school tops \$10 million, and Herman's \$8.1 million gift is the largest in the LSU SVM's history, the fourth largest endowed gift to the LSU Foundation in LSU's history, and LSU's eighth largest gift to the LSU Foundation overall.

The Soongs' transformational gift exemplifies how donors invest in LSU to solve the challenges that are most important to them and their families. The endowment funding that will be given through the Soongs' estates will provide resources in perpetuity to the Connie Soong Good Samaritan Fund, through which LSU cares for injured, homeless animals; to sustain what will now be known as the Dr. Herman C. Soong Shelter Medicine Program, which is entirely supported by philanthropy; to establish the Dr. Herman C. Soong Minority Scholarship to fund scholarships for underrepresented students in the LSU SVM; to establish the Dr. Herman C. Soong Oncology Professorship to support oncology research; and to establish the Dr. Herman C. Soong Veterinary Forensic Sciences Program to fund forensic training that will help veterinarians and law enforcement identify animal abuse, then leverage



those insights in ways that could prevent violent crimes against people, too.

“Our gift to the LSU School of Veterinary Medicine was inspired by our desire to help innocent animals who are abused, injured and/or homeless to reciprocate their faithful and unconditional love. Our hope and prayer is that our gift will inspire others to give generously to this worthy cause,” the Soongs said.

According to LSU School of Veterinary Medicine Dean Joel Baines, the Soongs’ support will “transform our ability to address urgent needs in shelter medicine and prevent abuse against animals.”

Dr. Soong is an assistant professor of adult psychiatry and forensic neuropsychiatry at the Tulane University School of Medicine. His research interests include forensic and correctional psychiatry, which has led to his partnership with the LSU SVM to educate future veterinarians on recognizing signs of animal abuse; research suggests that abuse of animals correlates to a person’s likelihood of committing violent crimes against other animals or people. Dr. Soong works closely with the LSU Shelter Medicine Program, led by LSU SVM Assistant Professor of Shelter Medicine and Surgery Wendy Wolfson, DVM (LSU SVM 1986), with whom he helps educate students, veterinarians, current and future attorneys, law enforcement and other professionals who are positioned to recognize and address animal abuse as a crime and, in turn, protect the well-being of both animals and people.

Dr. Wolfson said, “This amazing gift will help shelters and law enforcement across the state prosecute those accused of animal neglect and cruelty. Herman and Connie’s generosity will also ensure a strong shelter medicine program that will continue to help local shelters in the quest for humane care of animals, increased adoption rates and promoting humane

## New *gift*

education in our communities. It will help continue the education of veterinary students about shelter medicine and the importance that veterinarians play in the humane treatment of millions of shelter animals each year.”

Connie, an alumna of the LSU E. J. Ourso College of Business, shares Herman’s commitment to protecting and providing care for animals and, as a former pharmaceutical sales professional, deeply understands the importance of accessible medical care. She has also personally experienced the impact of the LSU SVM through the treatment of Herman’s and her animals. Together, the Soongs’ gifts will continue Herman’s life’s work, celebrate their shared love of animals and contribute to the safety and security of both animals and people.

Joel Baines, VMD, PhD, dean of the School of Veterinary Medicine, said, “Herman and Connie’s shared investment in the LSU SVM will transform our ability to address urgent needs in shelter medicine and prevent abuse against animals. The outcomes we are achieving are meaningful for Louisiana, but also for our peers around the country, because they are scalable wherever these concerns exist. Likewise, as one of just 30 veterinary schools in the country, being able to offer scholarship funds to specifically recruit and support underrepresented students is important for the future of veterinary care nationwide. In committing these gifts as endowment funds, Herman and Connie are ensuring that their support will continue year after year, generation after generation.”

Gifts like the Soongs’ improve health and well-being for all, helping LSU lead Louisiana and impact the world.

**For information about giving, please contact the LSU SVM at 225-578-9489 or go to [lsu.edu/vetmed/giving](https://lsu.edu/vetmed/giving).**

# People Like *Me*



THE DANIELS FAMILY (SEEN HERE WITH DEAN JOEL BAINES) AND GEORGE ROBINSON (SEEN SPEAKING AT THE 2018 LSU SVM COMMENCEMENT) BOTH ENDOWED SCHOLARSHIPS FOR MINORITIES AND DISADVANTAGED POPULATIONS.

## New *gift*

The LSU School of Veterinary Medicine is celebrating its first scholarships for minorities and disadvantaged populations. The endowed Dr. George E. Robinson III, DVM, MSPH, Superior Graduate Scholarship and Daniels Family Minority Superior Graduate Scholarship commemorate the successful veterinary careers of their alumni benefactors, and will promote diversity and enhance the SVM experience.

George Robinson, DVM (LSU SVM 1981), was the first African American from Louisiana to attend SVM. He said he felt like a pioneer, navigating misconceptions and a challenging curriculum. He thrived, becoming the student body president and yearbook editor, and making the dean's list. In May 2018, Robinson gave the school's commencement speech.



"It sent chills down my spine because it felt full circle. After I graduated from the school, I spent a lot of time working to influence minority students to attend the LSU SVM," Dr. Robinson said. "I think one of the gaps is exposure and mentorship. A lot of folks don't have a black veterinarian to look to in their community and say, 'I want to be like Dr. George' ... That puts a kind of social responsibility on me, too."





**THE LSU SVM IS DEDICATED TO PROVIDING OUR STUDENTS WITH THE BEST EDUCATIONAL OPPORTUNITIES AND TO SHARE THEIR KNOWLEDGE. HERE, STUDENTS EXPLAIN ARTHROSCOPY TO VISITORS AT OUR ANNUAL OPEN HOUSE.**

Dr. Robinson is president and CEO of Heartland Veterinary Partners, a private equity-backed corporation out of Chicago that owns more than 30 veterinary practices. He made the decision to establish his scholarship after being diagnosed with cancer, which he later beat.

"I've always felt that minorities needed to have a greater role in the veterinary profession. And it's not going to happen unless people like me help make it happen," Dr. Robinson said.

Brothers Egeen (LSU SVM 1986) and Shawn (LSU SVM 1994) Daniels grew up farming and ranching in Washington Parish. Their father died when Egeen was just a teenager, so he took on jobs to support the family.

Egeen, the SVM's 2015 Distinguished Alumnus of the Year, shared, "From the age 15 on, I was working most of the time, sometimes 40 hours a week. It was difficult attending professional school with a very limited income."

They are happy to take that burden off the shoulders of students with financial challenges. "My mom always instilled in us that 'to whom much is given, much is expected,'" Shawn remembered. "We have been given the opportunity to fulfill our dreams of becoming veterinarians. It is only right for us to assist other minority students to reach their dreams."

Egeen is director of laboratory animal medicine at the University of North Texas Health Science Center, and Rhonda (LSU SVM 1990) is the owner and medical director of Animal Doctors of North Texas. Shawn is chief of staff at Banfield Pet Hospital in Harvey, La., leading a five-doctor practice and coaching doctors nationwide. The family feels "privileged" to have attended SVM and made connections with faculty.

"Even though disadvantaged students are exposed to the idea of further education, the opportunity is either delayed or never sought because of the monetary issues," Rhonda said. "Don't forget where you came from. If you've been blessed, you should give a blessing to someone."

# MEET OUR NEW FACULTY

**Udeni Balasuriya, BVSc, MS, PhD, FSLCVS**, is the director of the Louisiana Animal Disease Diagnostic Laboratory. He joined the LSU SVM in July 2018. Dr. Balasuriya received his BVSc from the University of Peradeniya (Sri Lanka) in 1985. He received his MS in 1991 and his PhD in 1996, both from the University of California, Davis, 1996. Dr. Balasuriya is a Fellow in the Sri Lanka College of Veterinary Surgeons.

**Jude Bordelon, DVM (LSU SVM 2002), MS, DACVS**, is an associate professor of companion animal surgery in the Department of Veterinary Clinical Sciences. He joined the faculty in July 2018; previously, he was a visiting assistant professor at the LSU SVM from June 2012 to June 2013. Dr. Bordelon received his BS from LSU in 1998, and his DVM from the LSU School of Veterinary Medicine in 2002. He received his MS from Oklahoma State University in 2010. Dr. Bordelon is a Diplomate of the American College of Veterinary Surgeons.

**Rebecca Csomos, BSc, PhD, VMD**, is an assistant professor of companion animal surgery in the Department of Veterinary Clinical Sciences. She joined the faculty in January 2018. Dr. Csomos received her BSc in 2001 and her PhD in 2008, both from the University of Michigan. She received her VMD from the University of Pennsylvania in 2012.

**Weishan Huang, PhD**, is an assistant professor of immunology in the Department of Pathobiological Sciences. She joined the faculty in January 2018. Dr. Huang received her BS from Tsinghua University (China) in 2008, and she received her MS from Pennsylvania State University in 2010. Dr. Huang received her PhD from Cornell University in 2014. You can read about Dr. Huang's research on page 12.

**Andrea Johnston, DVM, DACVIM**, is an assistant professor of companion animal medicine Department of Veterinary Clinical Sciences. She joined the faculty in August 2018. Dr. Johnston received her BS from the University of Arizona in 2001 and her DVM from the Cummings School of Veterinary Medicine at Tufts University in 2005. Dr. Johnston is a Diplomate of the American College of Veterinary Internal Medicine.

**Andrew Lewin, BVSc, DACVO**, is an assistant professor of veterinary ophthalmology in the Department of Veterinary Clinical Sciences. He joined the faculty in September 2018. Dr. Lewin received his BVSc from the University of Edinburgh (Scotland) in 2010. He is a Diplomate of the American College of Veterinary Ophthalmologists.

**Xue Wen, MApSt, MEd, PhD**, is an instructor of statistical services in the Department of Pathobiological Sciences. She joined the faculty in July 2018. Dr. Wen received her BA from Sichuan University (China) in 2010. She received her MApSt in 2012 and her MEd and PhD in 2017, all from LSU.

**Sita Withers, BVSc, DACVIM**, is an assistant professor of medical oncology in the Department of Veterinary Clinical Sciences. She joined the faculty in November 2018. Dr. Withers received her BVSc from Melbourne University (Australia) in 2008. She is a Diplomate of the American College of Veterinary Internal Medicine (Oncology).


The LSU SVM employs **114** faculty members.

**23** in Comparative Biomedical Sciences

**36** in Pathobiological Sciences

**55** in Veterinary Clinical Sciences





Udeni  
Balasuriya,  
Jude Bordelon  
and Rebecca  
Csomos



Weishuan  
Huang, Andrea  
Johnston and  
Andrew Lewin



Xue Wen and  
Sita Withers

## 2018 Faculty Promotions

**Jon Fletcher**, DVM (LSU SVM 2006), DACVIM was promoted to associate professor of companion animal medicine in Veterinary Clinical Sciences (VCS).



**Colin Mitchell**, BVMS, MS, DACVS, was promoted to full professor of equine surgery in VCS.



**Mustajab Mirza**, DVM, MS (LSU SVM 1998), DACVS, was promoted to associate professor of equine surgery in VCS.



# Peter F. Haynes (1944 - 2018)

Peter F. Haynes, DVM, DACVS, passed away at age 73 in his home on June 20, 2018. He was born December 14, 1944, in Honolulu, Hawaii, to Elroy and Agnes (Miehlstein) Haynes. After graduating with multiple degrees from Colorado State University in 1974, he took a position at the LSU School of Veterinary Medicine as an equine surgeon and teacher. Working in both academics and administration, he served as dean of the LSU veterinary school from 2006-2014. He retired after more than 40 years at the school. Having been an avid practitioner and researcher, his work is found in over 65 publications. Active in numerous professional organizations, he served as president of the American Association of Equine Practitioners in 1992. He was preceded in death by a brother Robert (Bobby) Haynes, and his wife of 41 years Marcy Totoraitis Haynes. He is survived by a sister Susan Shaw, a son Greg Haynes and his wife Renee, a daughter Margaret (Peggy) Morgan and her husband Marshall, and five grandchildren, Abigail, Amber and Aaron Haynes, and Connor and Dorian Morgan. Peter was a dedicated and passionate educator and clinician; his hard work and enthusiasm have been admired by all that have known him. He was devoted to his wife, children and grandchildren. A scholarship has been established at the LSU SVM, the Dean Peter F. Haynes Equine Award. This award is presented to an incoming Year III or Year IV student who has excelled in clinical surgery and medicine and has shown a special interest in clinical equine research, as judged by the Equine Health Studies Program faculty. The award will also be based on participation in equine activities and their leadership, citizenship and character. Donation in memory of Dr. Haynes can be made at [Isufoundation.org/givetovetmed](http://Isufoundation.org/givetovetmed) or by calling 225-578-9489.





# Staff Retirements



LEFT: Dr. David Baker, Director of the Division of Laboratory Medicine, congratulates Dawn Best-Desjardins upon her retirement from the LSU SVM after 29 years of service.



RIGHT: Dr. David Baker, Dawn Best-Desjardins and Dr. Sheldon Bivin, Professor Emeritus of Laboratory Medicine. Dawn worked with both Dr. Bivin and then Dr. Baker at the LSU SVM.



LEFT: Tracie Fuentes, administrative coordinator in the LSU SVM Business Office, congratulates Sandra Donaldson upon her retirement after 20 years of service at LSU (15 of which were at the LSU SVM).



RIGHT: Dean Emeritus Michael Groves and Dean Joel Baines share stories about working with Sandra Donaldson during her time as administrative assistant to the dean. She also worked with Dean Peter F. Haynes.



LEFT: Catherine Koch at her retirement party, where the LSU SVM celebrated her 32 years of service to the equine research faculty.



RIGHT: Marilyn Dietrich, instructor in veterinary microbiology and parasitology, Catherine Koch, and Michael Broussard, the LSU SVM's graphic designer (retired), at Catherine's retirement party.

In addition to the retirements noted above, other retirements in 2018 include Samuella Frazier, veterinary laboratory specialist in Junior Surgery, who retired after 31 years; Marlene Miller, hospital admissions technician, who retired after 11 years; and John Malone, manager in data processing/computer services, who retired after 21 years at the LSU SVM. We wish them all the best!

# Admission Numbers by Class

## CLASS OF 2019

809 applications received

86 students accepted (62 from Louisiana, 9 from Arkansas and 15 from other states)

23.3 average age (range 20 to 37)

70 female students

16 male students

3.80 average overall required course GPA

## CLASS OF 2020

732 applications received

91 students accepted (67 from Louisiana, 9 from Arkansas and 15 from other states)

23.2 average age (range 20 to 37)

77 female students

14 male students

3.84 average overall required course GPA





## CLASS OF 2021

695 applications received

90 students accepted (62 from Louisiana, 9 from Arkansas and 19 from other states)

24 average age (range 20 to 50+)

78 female students

12 male students

3.79 average overall required course GPA

## CLASS OF 2022

774 applications received

98 students accepted (65 from Louisiana, 9 from Arkansas and 24 from other states)

22 average age (range 18 to 50+)

80 female students

18 male students

3.76 average overall required course GPA



# TEACH

# Our Graduates

## DEGREES BESTOWED IN LSU SVM HISTORY

DVM	3,074
MS	188
PhD	249

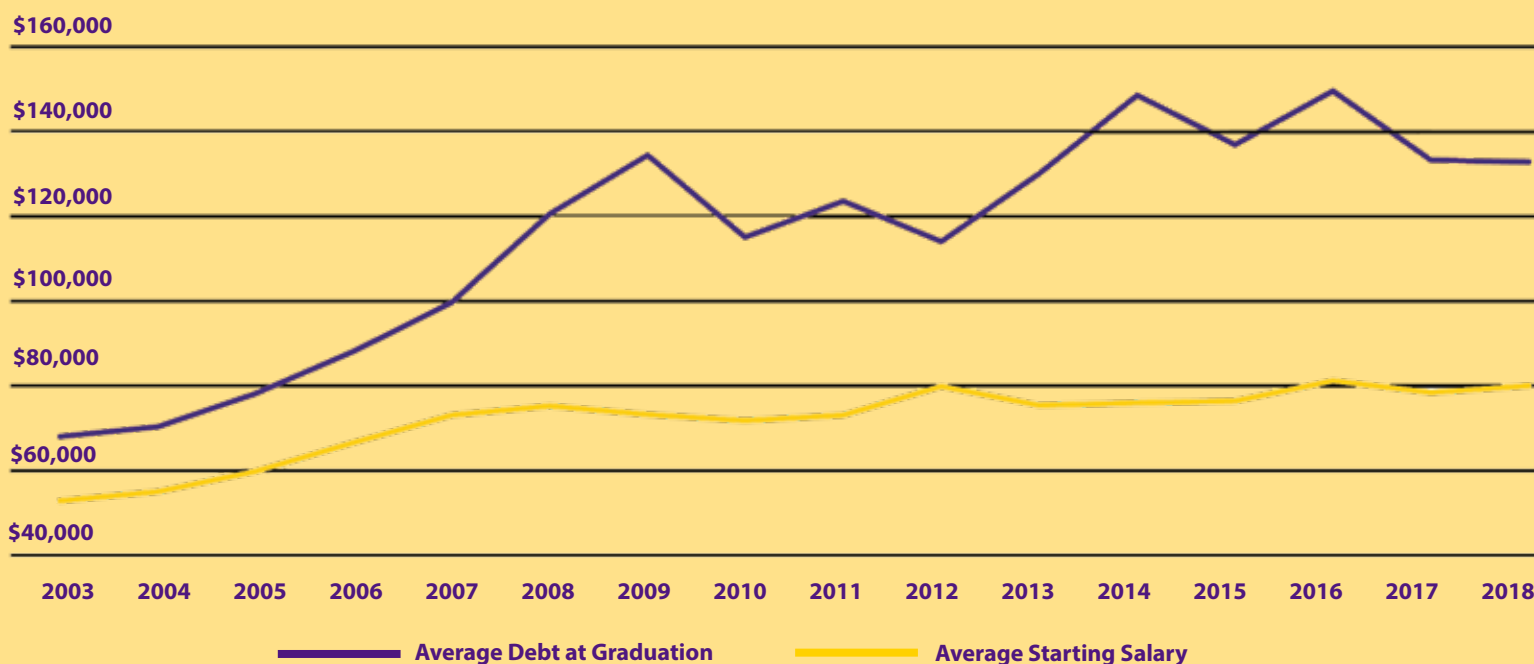
## DVM GRADUATES

FEMALE	1,771
MALE	1,303

## DVM GRADUATION RATE

94 PERCENT

## AVERAGE STARTING SALARIES AND DEBT LOAD PER GRADUATION YEAR

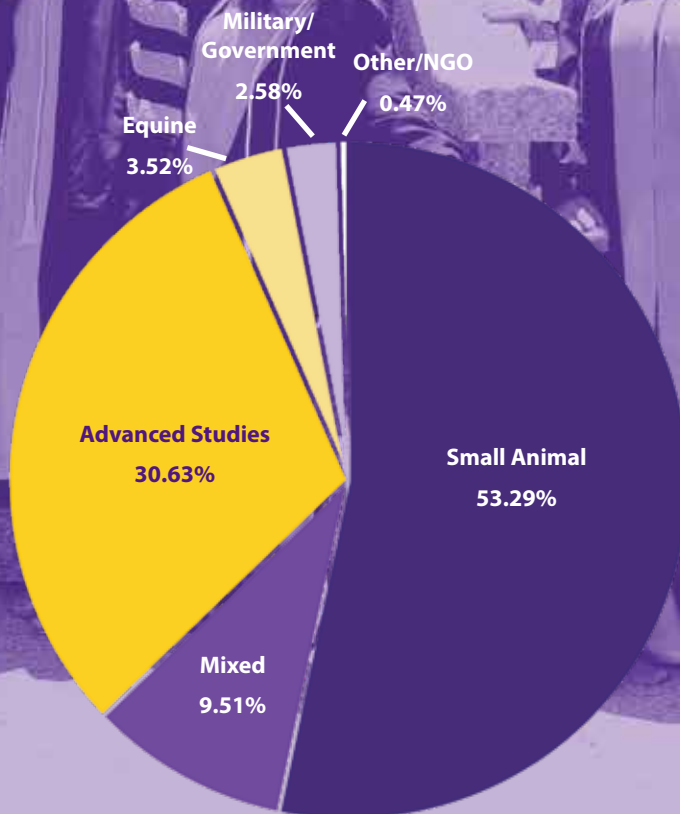




## NAVLE RESULTS BY GRADUATING CLASS

YEAR PERCENT PASSED  
PRIOR TO GRADUATION

2001	99%
2002	97%
2003	97%
2004	100%
2005	96%
2006	99%
2007	99%
2008	99%
2009	96%
2010	97%
2011	96%
2012	98%
2013	96%
2014	91%
2015	100%
2016	95%
2017	94%
2018	91%



## TYPES OF VETERINARY PRACTICES/CAREERS CHOSEN 2003-2018

# Alumni Updates

## 1999

Houston-based veterinary oncologist **Andrew Novosad, DVM**, of Sugar Land Veterinary Specialists, received the 2017 Texas Academy of Veterinary Practice (TAVP) Clinical Referral and Consultation of the Year Award. TAVP is the continuing education- focused sister organization of the Texas Veterinary Medical Association (TVMA), and the Clinical Referral and Consultation Award is given each year to a respected member of the veterinary referral community. Dr. Novosad was presented with the award at the TVMA Annual Conference in The Woodlands on March 3.

After earning his Doctor of Veterinary Medicine from Louisiana State University, Dr. Novosad completed an internship in small animal medicine and surgery as well as a residency in medical oncology at the Animal Medical Center in New York City. A Diplomate of the American College of Veterinary Medicine in

the oncology specialty, Dr. Novosad then spent six years in private practice at a referral hospital in Dallas before returning to Houston, where he is now the head of the oncology service at Sugar Land Veterinary Specialists. He frequently lectures on oncology, served on the American College of Veterinary Internal Medicine (ACVIM) Oncology Residency Training and Credentials Committee and is a former president of the Harris County Veterinary Medical Association.

Each year, the members of the Texas Veterinary Medical Association gather at the Annual Conference to participate in veterinary continuing education and to recognize those in the veterinary field who have excelled throughout the year. These awards, for categories such as Distinguished Career Achievement and Equine Practitioner of the Year, recognize and encourage outstanding practice and exemplary service in the field of veterinary medicine.

**Hey, Alumni!**

**Where y'at?**



**Puerto Rico**  
**25**



IN 2018, THE CLASSES OF 1978,

1983, 1988, 1993, 1998, 2003,

2008 AND 2013 CELEBRATED

MILESTONE REUNIONS.

## 1983

**Donna Shaw, DVM**, shared the following: "While I received an excellent education at the LSU SVM, what means more to me than anything else are the enduring friendships. When you complete four years of tough classes, 'unique' professors, and trials galore, you become life-long friends with those who shared your experiences. Here are some accomplishments: Dr. Debra Sellon and Dr. Mike Strain have achieved some amazing honors; Dr. Sellon received the LSU SVM Distinguished Alumnus Award in 2008, and Dr. Strain received it in 2003. Also, Dr. Sellon is the director of the Veterinary Teaching Hospital at Washington State University College of Veterinary Medicine, and Dr. Strain is the Commissioner of Agriculture & Forestry for the state of Louisiana. Lastly, Dr. Mike Beard (2011), myself (2015), and Dr. David Oates (2017) have all been named Arkansas Veterinarian of the Year."



Drs.  
Mike  
Beard, David  
Oates and  
Donna Shaw

## 2013

**Erika Fauth, DVM**, shared the following: "The LSU SVM means more than just veterinary medicine to me. The LSU SVM not only provided once-in-a-lifetime experiences but forever friendships. Veterinary school is hard, but doing it with 80 of your friends, makes it so much more enjoyable!" Erika is an ER veterinarian with Veterinary Emergency + Critical Care in Las Vegas, Nevada. She's been with that clinic for five years.



# Distinguished Alumnus

The LSU School of Veterinary Medicine is pleased to announce that the 2017 Distinguished Alumnus of the Year is Kenneth Arceneaux, DVM (LSU 1993), DACVIM. Dr. Arceneaux was recognized at the Louisiana Veterinary Medical Association (LVMA) Alumni and Friends Reception hosted as part of the LVMA's Winter Meeting in New Orleans on January 27, 2018.

The Distinguished Alumnus Award was established to recognize LSU SVM alumni for outstanding professional accomplishments, personal achievements, and contributions to the community through public service.

Dr. Arceneaux received his BS in 1983 from the University of Louisiana at Lafayette, known then as the University of Southwestern Louisiana, and completed his

DVM from the LSU School of Veterinary Medicine in 1993.

Upon graduation, Dr. Arceneaux was an intern at the Angell

Memorial Animal Hospital in Boston, Mass. From 1996-1998, he completed his residency at the LSU SVM, and then served as a clinical instructor until 1999. In 1998, he became a Diplomate of the American College of Veterinary Internal Medicine.

In 1999, Dr. Arceneaux was one of the founding members of the Louisiana Veterinary Referral Center in Mandeville, La., and remained there for 13 years. Since 2012, Dr. Arceneaux has been working at the MedVet Medical and Cancer Center for Pets located in Mandeville. In May 2018, he celebrated

25 years in the veterinary profession.

**To be recognized for my contributions to veterinary medicine in Louisiana by LSU SVM, where I received my veterinary degree and my training as a small animal veterinary internist, makes this award so very special.**



"I am truly honored to be the recipient of the LSU Distinguished Alumnus Award for 2017 and was so humbled when I read the names of previous recipients of this prestigious award," said Dr. Arceneaux. "I have to admit, when I received the phone call from Dean Joel Baines, I was so overwhelmed with emotion that I was moved to tears. To be recognized for my contributions to veterinary medicine in Louisiana by the LSU SVM, where I received my veterinary degree and my training as a small animal veterinary internist, makes this award so very special."

Dr. Arceneaux is a member of the American College of Veterinary Internal Medicine, the American Veterinary Medical Association, the Southeast Louisiana Veterinary Medical Association, and the Acadiana Area Veterinary Association. He is a musician, and his hobbies include playing the piano, gardening, farming, fishing, and raising miniature cattle. Dr. Arceneaux lives in Covington, La., and has a Labrador Retriever named Boogie, along with two cats, Pete and Gabriel.

**LEFT: DR. ARCENEAUX ACCEPTS HIS AWARD AT THE ALUMNI RECEPTION.**

**BELOW: DR. ARCENEAUX WITH HIS DOG, CARLY.**



## Distinguished **Alumnus Award** Recipients

**1990: Dr. Robert Lewis (LSU SVM 1977), Elgin, Texas**

**1991: Drs. Larry McCaskill (LSU SVM 1981), Oscar, La., Mark Mikelonis (LSU SVM 1988), Covington, La., and Jim Floyd (LSU SVM 1987), Pittsboro, N.C.**

**1992: Dr. Allen J. Roussel (LSU SVM 1977), College Station, Texas**

**2003: Dr. Mike Strain (LSU SVM 1983), Covington, La.**

**2004: Dr. Alfred Stevens (LSU SVM 1979), Baton Rouge, La.**

**2005: Dr. Gregory Rich (LSU SVM 1985), Kenner, La.**

**2006: Dr. Mary Boudreaux (LSU SVM 1979), Auburn, Ala.**

**2007: Dr. Robert D. Simmons (LSU SVM 1977), Martinsville, N.J.**

**2008: Dr. Debra Sellon (LSU SVM 1983), Pullman, Wash., posthumously, Dr. Mary Louise Martin (LSU SVM 1982)**

**2009: Dr. William James (LSU SVM 1980), Dale City, Va.**

**2010: Dr. Sherril Green (LSU SVM 1985), Palo Alto, Calif., and Dr. J. Trenton McClure (LSU SVM 1989), Charlottetown, Canada**

**2011: Dr. Rick Alleman (LSU SVM 1980), Alachua, Fla.**

**2012: Dr. Thomas Tully (LSU SVM 1986), Baton Rouge, La.**

**2013: Dr. Carol Foil (LSU SVM 1978), Satsuma, Fla.**

**2015: Dr. Egeene Daniels (LSU SVM 1986), Forth Worth, Texas**

**2016: Dr. John Dunn (LSU SVM 1997)**

**\*No award was given in 1993-2002 or in 2014.**

*The Distinguished Alumnus Award is a means to recognize alumni of the LSU School of Veterinary Medicine for outstanding professional and personal achievements. Any veterinarian who received the Doctor of Veterinary Medicine degree from Louisiana State University is eligible for the award. Candidates will be recognized for their accomplishments in veterinary medicine and/or contributions to the community through public service.*

# Anna Israyelyan, PhD

## What is your current title and place of employment?

My current title is Director of Scientific Affairs and I work for Cancer Genetics, Inc., a leader in enabling precision medicine in oncology from bench to bedside through the use of oncology biomarkers and molecular testing.

## What are your job responsibilities?

I am responsible for scientific leadership and oversight for various projects. I have a scientific advisory role with matrix management of scientific, technical, and operational aspects related to various biopharma projects and collaborations involving biomarkers in solid tumors and hematologic malignancies. I am responsible for early engagement with biopharma companies to support the development of biomarkers, including lab developed tests (LDTs), companion diagnostics (CDx), etc. I am also responsible for development and management of key opinion leader (KOL) relationships. I am involved in projects leading to grant funding. I drive some of the company's content-driven marketing initiatives and I work on many of the company's social media posts, webinars, white papers, flyers and other marketing materials.



## What made you pursue a career in scientific research?

I started my graduate projects at LSU, and both my Master's and PhD projects were on cancer. I got very interested in cancer research in 2001 when I started at LSU as a student pursuing my MS degree with Dr. Konstantin "Gus" Kousoulas as my major professor (Dr. Kousoulas is a professor in the Department of Pathobiological Sciences, the director of the Division of Biotechnology & Molecular Medicine, and currently associate vice chancellor for LSU Research & Economic Development). I continued my graduate studies in Dr. Kousoulas's lab and received my PhD in 2008, also working on a project involving cancer. I continue to work in the oncology field.

## Please describe your primary research.

I support various research and development activities, most of which are related to biomarker/assay development for solid tumors and hematologic malignancies.

## How did the LSU SVM prepare you for your current position?

Everything I did and everyone I met at the LSU SVM helped me. Dr. Kousoulas had a major impact on my career. Many of the other professors and many of my fellow graduate students have made a huge impact as well. Some of the graduate classes offered at the LSU SVM that allowed us to think and express our ideas freely helped the most.



### What is a memorable moment from your time at LSU?

The graduate student symposiums where we were able to present our research and learn about the research of our fellow graduate students were especially memorable.

### Honors and awards.

2003-2007: Recipient of Graduate School Supplement Award from the Graduate School at LSU, Baton Rouge, La. (GPA 4.0)

2001-2005: Recipient of Full (in-state and out-of-state) Tuition Award from the Graduate School at LSU, Baton Rouge, La. (GPA 4.0)

2005: Recipient of award of Phi Zeta Research Emphasis Day poster presentation in PhD Graduate Student category at School of Veterinary Medicine, LSU, Baton Rouge, La.

1999: Diploma with Distinction and Honor (GPA 3.9), Yerevan State Medical University, Yerevan, Armenia.

### Anna Israyelyan, PhD

- Received her **MS** from the LSU SVM Department of Pathobiological Sciences in 2003
- Received her **PhD** from the LSU SVM Department of Pathobiological Sciences in 2008
- Hometown is Yerevan, Armenia
- Currently resides in **Pasadena, California**



DR. ISRAYELYAN RECEIVED AN AWARD IN THE PHD CATEGORY AT THE 2005 PHI ZETA RESEARCH EMPHASIS DAY. THE AWARD RECIPIENTS WERE (FROM LEFT) JULIE HARTFIELD, ANURADHA GUGGILAM, ANNA ISRAYELYAN, BRENNAN HANLY, COURTNEY SEMBER, JOSEPH BERNSTEIN, AND MARK BATES. THE EVENT WAS HELD SEPTEMBER 28, 2005. PHI ZETA IS THE NATIONAL VETERINARY HONOR SOCIETY, AND PHI ZETA RESEARCH EMPHASIS DAY IS HELD EACH YEAR TO RECOGNIZE RESEARCH CONDUCTED AT THE LSU SVM.



# *Congratulations*

## **to the Classes of 1977 and 1978!**

Richard Cambre, DVM (LSU SVM 1978), accepted awards from Dean Joel Baines on behalf of the Classes of 1977 and 1978 at the 2018 Alumni Reunion Weekend. Given annually, these awards recognize the class that gave the most gifts based on dollar amount and the class with the highest percentage of giving (meaning that, based on the number of people in a class, more people made donations as compared to other classes). In 2018, the Class of 1977 received the award for the highest participation, and the Class of 1978 received the award for the greatest dollars raised.



The **Development Team** is dedicated to building relationships and seeking private funds to help the LSU SVM continue its mission of teaching, healing and discovery. Please contact any member of our team if you'd like to learn how your gift can improve the lives of people and animals.



Tracy Nye Evans  
Senior Director  
of Development  
225-578-9870  
tracy@lsu.edu  
With LSU SVM  
since 2014



Clayton Forbes  
Director of  
Development  
225-578-9826  
claytonf@lsu.edu  
With LSU SVM  
since 2014



Gretchen Morgan, CFRE  
Director of Alumni and  
Donor Relations  
225-578-9565  
gmorgan@lsu.edu  
With LSU SVM 1983-85  
and since 2003



Dinah Schuster  
Director of Development  
225-578-9948  
dschuster@  
lsufoundation.org  
With LSU SVM  
since 2016



Leslie Entremont  
Development  
Coordinator  
225-578-9489  
lentremont1@lsu.edu  
With LSU SVM  
since 2017

Make a **gift** to help the LSU School of Veterinary Medicine!  
[www.lsufoundation.org/givetovetmed](http://www.lsufoundation.org/givetovetmed)

The **Communications Team** helps market the LSU SVM and share its mission through publications, website management, social media and media relations. If you have a story about the LSU SVM or your career in veterinary medicine, please contact any member of our team.



Thomas Rooney  
Director of Strategic  
Communications  
225-578-9618  
thomasrooney@lsu.edu  
With LSU SVM  
since 2017



Ginger Guttner, APR  
Communications  
Manager  
225-578-9922  
ginger@lsu.edu  
With LSU SVM  
since 2004



Cecilia Ordoyne  
Outreach  
Coordinator  
225-578-9825  
cordoy3@lsu.edu  
With LSU SVM  
since 2017



# School of Veterinary Medicine

Louisiana State University  
Baton Rouge, Louisiana 70803

Non-Profit Org.  
U.S. Postage  
PAID  
Permit No. 733  
Baton Rouge, LA

[lsu.edu/vetmed](http://lsu.edu/vetmed)

## Fast Facts

- The LSU SVM is one of only 30 veterinary schools in the United States.
- The LSU SVM is the only veterinary school in Louisiana.
- The LSU SVM's Veterinary Hospital sees more than 21,000 cases each year and is open 24/7, 365 days a year.
- The LSU SVM is a premier biomedical research facility with researchers investigating both human and animal diseases and injuries.
- The LSU SVM's Wildlife Hospital provides free care for more than 1,800 wildlife cases each year at no cost to the Good Samaritans who bring them to us.
- The LSU SVM was the 19th veterinary school established in the U.S. and accepted its first class in 1977. Since then we have granted more than 3,000 DVM degrees.
- The LSU SVM also offers MS and PhD degrees in three academic departments: Comparative Biomedical Sciences, Pathobiological Sciences and Veterinary Clinical Sciences.
- The LSU SVM provides advanced training for veterinarians who work as interns and residents in our Veterinary Hospital.
- The LSU SVM provides veterinary and daily care for Mike VII, LSU's live tiger mascot.